

HAMMERTON™

Inspiration Catalog 2018



Element Chandelier
CHA2172
See page 14

BE INSPIRED.

Welcome to the Hammerton 2018 Inspiration Catalog, a thoughtfully curated selection of the most coveted Hammerton lighting designs across a wide range of styles, materials and functions. Each represents the bold scale, uncompromising artisan craftsmanship and exquisite detail that Hammerton is known for. All are widely customizable in size, scale and materials.

Want to see more? You can view all Hammerton products, specifications and options at hammerton.com.

Enjoy!





Hammerton . 2018

Hammerton . 2018

LEADING A NEW ERA OF INNOVATION IN LIGHTING DESIGN.

Hammerton is an American designer and manufacturer of luxury artisan-crafted lighting. Since 1995, design professionals have relied on us for boldly scaled lights that are exquisitely handcrafted and highly customizable in size, scale and materials.

While our heritage is in metal fabrication, our true passion is design – and that has driven us to continuously evolve our palette of materials in directions that fully embrace leading design trends.

We work in many materials other than steel, but glass is our medium of choice. We view glass as the ultimate artistic canvas, incorporating light, color, texture and sculptural form in a singular medium that captivates the senses like no other.

Combining capabilities in glass and steel creates an even broader platform for innovation from both a design and manufacturing standpoint. It's actually our metal fabrication skill set that enables us to produce design-leading glass light fixtures like the Element chandelier featured here and on page 14.



METAL FABRICATION

Hammerton began as a humble blacksmith shop over two decades ago, but we've come a long way since then. Indeed, harnessing the full design potential of steel involves far more than a hammer and anvil.

In fact, it involves a versatile team of world class designers, engineers and artisans disciplined in a broad range of old and new fabrication processes. Time-honored skills like forging, sculpting and texturing bring hand-hewn aesthetic detail to traditional fixtures, while high precision CNC machining technologies facilitate the clean lines, geometric forms and polished surfaces of contemporary designs, as well as higher quality and lower cost.



GLASS FABRICATION

While historically Hammerton has been known for creating beautifully handcrafted lighting designs in steel, the company is now gaining considerable industry attention for our unique work in glass. Over the last decade we've developed extensive capabilities in both blown glass and kiln-fused glass, all of which is fabricated by experienced glass artisans in our Utah facility.

Surprisingly, it's our extensive knowledge of metal fabrication that allows us to do unusual work in glass, since we build all our jigs and tooling in-house. With deep expertise at the intersection of metal and glass fabrication, Hammerton is laying the foundation for a new era in lighting innovation.





EASY SPECIFICATION. QUICK SHIP.

Need a faster ship solution? Get to know Hammerton Studio, our easy-to-specify quick ship line of contemporary and transitional lighting. Hammerton Studio products are made with the same superior quality design, artisan craftsmanship and meticulous detail as our Hammerton branded fixtures, but they're engineered to hit a more accessible price point and ship in 4 weeks. View the entire line at hammertonstudio.com.



Hammerton . 2018

Collections

Fusion	10
Contemporary	44
Seriph	86
Chateau	92
Craftsman	120
Log & Timber	138
Outdoor	158
<hr/>	
Options	178



The Hammerton Fusion Collection

The newest collection from Hammerton, Fusion celebrates our innovative design leadership and fabrication capabilities at the intersection of steel and glass. A wide selection of exquisite blown and kiln-fused glass materials, each handcrafted by our Utah-based artisan team, play a leading role in these inspired contemporary lighting designs.

Browse the following pages for inspiration and view the entire Fusion collection at hammerton.com.

LAA2175-S NEW

Shown with Clear Pezzetti Glass and Satin Nickel finish

H7 W6 D6, Max OAH 120

Cord suspension

Integrated LED

Also available in 7.5" and 9" diameters



CHA2171 NEW

Shown with Clear Pezzetti Glass and Satin Nickel finish

H60 W29 D29, Max OAH 120

Cord suspension

Integrated LED



IDA2174 NEW
Shown with Clear Pezzetti Glass and Satin Nickel finish
H22 W8 D9
Integrated LED



LAA2175-S NEW
Shown with Amber Pezzetti Glass and Heritage Brass finish
H7 W6 D6, Max OAH 120
Cord suspension
Integrated LED
Also available in 7.5" and 9" diameters



LAA2175-S
Shown with Bronze Pezzetti Glass and Dark Bronze finish



LAA2175-S
Shown with Smoke Pezzetti Glass and Satin Nickel finish

PEZZETTI (‘LITTLE PIECES’)

Meticulously crafted in our blown glass studio, these dazzling LED-lit baubles elevate humble fragments of shattered glass to functional art. Pezzetti fixtures include 3- and 9-light multi-port chandeliers, sconce and pendants. Choose from four glass colors and several finishes. View more at hammerton.com.



CHA2171 Detail
See page 11

THE ELEMENT CHANDELIER

Crafted in artisan blown glass and hand-polished steel, this sculptural lighting creation explores the inherent aesthetic relationship between symmetry and asymmetry. “There’s a fascinating tension between these two states — rest and motion, order and chaos, simplicity and complexity — that creates its own equilibrium,” explains Levi Wilson, Hammerton founder and head of design. “Element is unquestionably asymmetric in design but its compositional elements are symmetrical. Therein lies its aesthetic power.”



CHA2192 NEW
*Shown with custom blue ribbed
blown glass and custom finish*
H86 W54 D54, Max OAH 120
Cable suspension
Integrated LED

THE ELEMENT SERIES

Extend the drama of the Element chandelier featured on the previous page with these complementary pendant and multi-port fixtures. Choose from the custom glass styles and colors shown here, or work with our design team to create your own glass and pair it with a standard or custom finish.



LAA2173 NEW

Shown above with three different styles of interior blown glass and Satin Nickel finish

H25 W12 D12, Max OAH 120
Cord suspension
Integrated LED



CHA2170 NEW

Shown with custom blue ribbed glass and Gunmetal finish

H23 W22 D22, Max OAH 120
Cord suspension
Integrated LED



LAA2178 NEW

Shown with Amber Blown Glass and Dark Bronze finish

H23 W5 D5 Max OAH 120
Cord suspension
Integrated LED



LAA2178 NEW

Shown with Clear Blown Glass and Satin Nickel finish

H23 W5 D5 Max OAH 120
Cord suspension
Integrated LED



Shown with Clear Rimelight inner and outer glass.



Shown with Clear Granite glass and polished steel in Heritage Brass finish



Shown with Clear Granite inner and outer glass



THE ODEON CHANDELIER

Elements of modern and contemporary style converge in this elegantly straightforward design, handcrafted from kiln-fused art glass and polished steel and illuminated with integrated LED. Layer any of the materials shown here, or let our design team help you create your own unique look.

CHA2176-M NEW
Shown with Clear Rimelight outer glass, Clear Granite inner glass and Heritage Brass finish.
H6 W48 D48, Max OAH 72
Cable suspension
Integrated LED
Also available in 36" and 60" diameters



NOT ALL GLASS IS MADE ALIKE.

Many Hammerton designs feature blown or fused glass. Blown glass — also known as ‘hot glass’ — is typically fabricated by inflating molten glass and working it in a furnace. Fused glass — also known as warm glass — is fabricated by heating sheets or particles of glass in a kiln until they fuse together or conform to a mold.

Each technique lends itself to a unique set of characteristics. The ‘Floating Leaf’ CHA2028 light in the kitchen foreground at left features fused glass that is first passed through the kiln to create the vein pattern and then fired a second time to create the leaf shape. Both the custom pendants in the background at left and the LAA2013 pendants at right are fabricated in blown glass.

All Hammerton blown and fused glass lighting is proudly handcrafted by our team of glass artisans in Salt Lake City. We build all glass molds and jigs in-house, which gives our customers access to enormous custom capabilities in glass.

CHA2028
Shown with Metallic Beige Silver finish
H14 W52 D21, Max OAH 72
Cable suspension
4-LED 24W



LAA2013 (Also shown on page 40)
Shown with custom finish with distress
H13 W10 D10, Max OAH 60
Rod suspension
1-60W bulb



CHA2151
 Shown with Clear Crackle Glass and Flat Bronze finish
 H42 W24 D24, Max OAH 60
 Cord suspension
 12-40W bulbs



CHA2155
 Shown with Clear Optic Bolla Glass and Metallic Beige Silver finish
 H20 W60 D18, Max OAH 60
 Rod suspension
 14-60W bulbs

THE CRANKSHAFT

Inspiration comes from many places. In the case of this particular design, it was from a car engine. A few years ago our design team collaborated with a vintage car enthusiast on a signature chandelier for his Florida oceanfront residence, and the Crankshaft was born.

An engine crankshaft may be an unlikely inspiration, but it's easy to see the intrigue of this whimsically sophisticated light design. An asymmetrical assemblage of drums and discs surprises and delights the eye, while the center rod provides a unifying vertical axis.

Over the years, we've modified this design in both size and materials to suit a wide range of interior styles for city, mountain and desert residences. It can be fabricated in glass, mica, mesh, or whatever material captures your style.



Modified **CHA2179**
Shown with Light Mica lens and Antique Iron finish

CHA2179
Shown with Frosted Seeded Glass lens and Metallic Beige Silver finish
H35 W48 D48, Max OAH 60
Rod suspension
9-60W bulbs



CHA2164 NEW
Shown with Frosted Glass lens and Metallic Beige Silver finish
H57 W72 D72, Max OAH 96
Rod suspension
8-13W bulbs



CHA2165 NEW
Shown with Frosted Glass lens and Metallic Beige Silver finish
H72 W72 D72, Max OAH 96
Rod suspension
24-13W bulbs



Chandeliers: See specifications at left
Sconce, foreground: Custom **DCS-2-006-15A-B**

BROKEN GLASS NEVER LOOKED BETTER.

These lights feature a luxurious diffuser medium we call 'crystal fused glass'. Despite the lofty name, it starts out simply as pieces of broken glass, or frit. The magic happens in the Hammerton glass studio where the frit is laid out on jigs in our kilns, fused together to create a sheet, slumped to form a shape, cold worked to smooth edges, and drilled to accommodate hardware — all by our in-house team of glass artisans.

The end result is a luminous material with a glistening crystal-like sheen and unique edge detail that diffuses light magically, layers beautifully with mesh and steel, and lends itself to many current styles.

Turn the page to see more designs
in Crystal Fused Glass.

Drum: **CHA2027**
Shown with Frosted Crystal Fused Glass and Satin Nickel finish
H8 W24 D24, Max OAH 28
Rod suspension
4-100W bulbs

Sconce: **CSA1000**
Shown with Frosted Crystal Fused Glass and River Rust finish
H28 W6 D5
4-60W bulbs



CHA2027
Shown with Frosted Crystal Fused Glass and Satin Nickel finish
H8 W24 D24, Max OAH 28
Rod suspension
4-100W bulbs



CHA0052-M
Shown with Frosted Crystal Fused Glass and Metallic Beige Silver finish
H42 W22 D22, Max OAH 51
Rod suspension
3-60W bulbs
Also available in 18" and 30" diameters



CHA0022
Shown with Frosted Crystal Fused Glass and Dark Nickel finish
H13 W36 D36, Max OAH 42
3-60W bulbs
Also available in 48" and 56" diameters



CSA1000 NEW
Shown with Frosted Crystal Fused Glass and Satin Nickel finish
H28 W6 D5
4-60W bulbs



LAA2160 NEW
Shown with Crystal Fused Glass and Metallic Beige Silver finish
H14 W5 D5, Max OAH 50
1-60W bulb



CHA2021

Shown with Frosted Crystal Fused Glass inner/outer lens, Fine Mesh center lens and Matte Black finish

H55 W46 D46, Max OAH 70
Rod suspension
16-60W bulbs



CHA2021

Shown with Crystal Fused Glass outer lens, Fine Mesh center lens, Sienna-tinted Frosted Crystal Fused Glass inner lens and custom finish

H55 W45 D45, Max OAH 70
Rod suspension
16-60W bulbs



CHA2030

Shown with Clear Crystal Fused Glass outer lens, Cobblestone Glass center lens, Frosted Crystal Fused Glass inner lens and Smoked Bronze finish

H40 W48 D48, Max OAH 84
Rod suspension
16-60W bulbs



CHA2024

Shown with Frosted Crystal Fused Glass and Satin Nickel finish

H19 W23 D23, Max OAH 30
Rod suspension
4-100W bulbs



CHA2160

Shown with Frosted Crystal Fused Glass and Statuary Bronze finish

H47 W47 D47, Max OAH 96
Rod suspension
12-60W bulbs



Bedside pendant:
LAA2161 NEW

Shown with Frosted Granite Glass and Satin Nickel finish

H28 W18 D18, Max OAH 130
Rod suspension
2-60W bulbs

Entry chandelier:
Custom **DCH-2-099-14A-A**


View all products at www.hammerton.com.

‘WHOLE HOME’ CUSTOM SERVICES

Hammerton offers hundreds of catalog products, but most of our production involves custom work. In fact, our entire company is optimized around delivering a superior custom solution without the headaches typically associated with specifying custom lighting.

Discerning homeowners look to Hammerton for comprehensive whole-home custom services that ensure consistency in aesthetics, scale and quality — without the generic look that typically results from using the same brand of decorative lighting throughout a home. Whole home services include a dedicated project manager and streamlined specification, shipping and installation logistics.

Contact your Hammerton representative to learn more about these services.



IDA2162 NEW

Shown with Frosted Blown Glass cylinder and Satin Nickel finish

H24 W3 D5
2-35W LED

‘DRESSED UP’ DRUMS, HAMMERTON STYLE

Is there any light more versatile than the drum? We think this workhorse fixture deserves much more than a white linen shade. By incorporating materials and design elements that add a surprising splash of personality, drums can elevate interiors instead of simply blending into them.

Beyond our catalog products, the Hammerton design team has created countless custom drums measuring from two to 10 feet or more in diameter. We frequently ‘change up’ the traditional drum shape, and we work with customer supplied materials all the time.

Dozens of drum designs are featured throughout this catalog. Visit hammerton.com or call us to learn more.


CHA2154
Shown with Strata Fused Glass & Frosted Seeded Glass, Clear Seeded Glass Ball accent and Stippled Antique Iron finish
H48 W48 D48, Max OAH 75
Rod suspension
12-60W bulbs



CHA2023
Shown with Clear Seeded Glass outer lens, Frosted Glass inner lens, Crackle Glass finial and Flat Bronze finish
H52 W48 D48, Max OAH 78
Rod suspension
6-60W bulbs



CHA2026
Shown with Mesh cloth outer lens, Frosted Glass inner lens, Foam Glass finial and Stippled Antique Iron finish
H13 W25 D25, Max OAH 36
Rod suspension
4-60W bulbs



CHA2012
Shown with White-backed Grey Glass, Clear Crystal balls and Satin Nickel finish
H24 W36 D36, Max OAH 60
Rod suspension
12-60W bulbs



CHA2020
Shown with Custom Strata and Granite Fused Glass and Dark Nickel finish
H62 W54 D54, Max OAH 96
Rod suspension
6-60W bulbs



CHA2022
Shown with Frosted Crystal outer and inner lens, Fine Mesh center lens and Antique Copper finish
H36 W36 D36, Max OAH 60
8-60W bulbs



CHA2019
Shown with Custom Quartz Beads and Satin Nickel finish
H12 W36 D36, Max OAH 60
Rod suspension
8-40W bulbs



CHA2016
Shown with custom fabric shade and Flat Bronze finish
H21 W72 D72, Max OAH 72
Rod suspension
6-100W bulbs



IDA2009
Shown with Frosted Glass shade and Flat Bronze finish
H16 W6 D7
1-60W bulb



CHA2158
Shown with Clear Crackle Glass shades and Flat Bronze finish
H48 W48 D48, Max OAH 70
Rod suspension
3-60W bulbs



IDA2008
Shown with Frosted Glass shade and Flat Bronze finish
H16 W6 D8
1-60W bulb



CHA1663
Shown with Clear Crackle Glass shades and Flat Bronze finish
H10 W24 D24, Max OAH 54
Rod suspension
1-60W bulb



CHA2016
See specifications at left



PLA2180
Shown with Satin Nickel finish
H3 W51 D7, Max OAH 60
Rod suspension
Integrated LED 37W



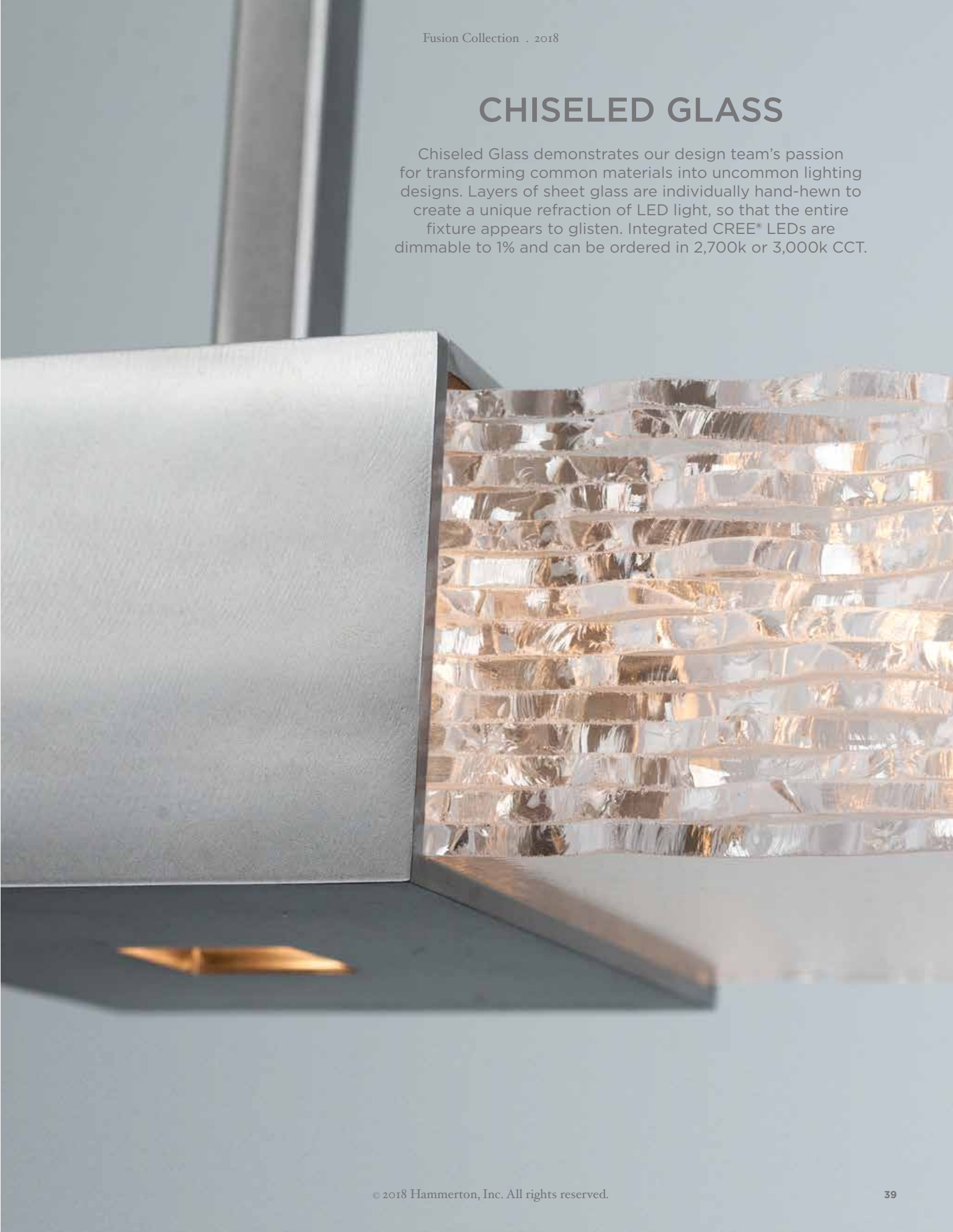
IDA2182
Shown with Dark Nickel finish
H32 W6 D5
Integrated LED 11W



LAA2181 NEW
Shown with Flat Bronze finish
H16 W4 D4, Max OAH 30
Rod suspension
Integrated LED 11W

CHISELED GLASS

Chiseled Glass demonstrates our design team's passion for transforming common materials into uncommon lighting designs. Layers of sheet glass are individually hand-hewn to create a unique refraction of LED light, so that the entire fixture appears to glisten. Integrated CREE® LEDs are dimmable to 1% and can be ordered in 2,700k or 3,000k CCT.





LAA2159
Shown with Metallic Beige Silver finish
H12 W6 D6, Max OAH 60
Rod suspension
1-40W bulb




LAA2013
Shown with Matte Black finish
H13 W10 D10, Max OAH 60
Rod suspension
1-60W bulb



LAA2162 NEW
Shown with Custom Glass and Satin Nickel finish
H10 W6 D4, Max OAH 40
Rod suspension
1-75W bulb



CHA2173 NEW
Shown with custom glass and custom finish
H28 W81 D53, Max OAH 72
Rod suspension
4-60W bulbs



CHA2183
Shown with Dark Nickel finish
H16 W24 D24, Max OAH 36
Rod suspension
3-60W bulbs




CHA2185
Shown with Light Blown Glass cylinder and Statuary Bronze finish
H30 W30 D30, Max OAH 60
Rod suspension
4 bulbs (shade determines maximum wattage)



LAA2184
Shown with Dark Mica lens and Light Bronze finish
H15 W15 D15, Max OAH 60
Rod suspension
2-60W bulbs



LAA2186-M
Shown with Dark Art Glass and Dark Bronze finish
H18 W21 D21, Max OAH 60
Rod suspension
2-60W bulbs
Also available in 12" diameter (at right)



CHA2025
Shown with Custom Glass and Flat Bronze finish
H13 W60 D60, Max OAH 60
Rod suspension
6-35 W bulbs



LAA2186-S NEW
Shown with Clear Seeded Glass and Matte Black finish
H11 W12 D12, Max OAH 36
Rod suspension
1-60W bulb

The Hammerton Contemporary Collection

This bold interpretation of contemporary style combines the timeless elegance and reassuring warmth of traditional Hammerton designs with modern geometries, sophisticated lines, and distinctive urban influences. Simple clean-lined forms stand apart through hammered surfaces, hand-hewn edges, layered textures and rich patinas, creating a look that's equally suited to a wide range of interiors.

CH2249-L

Shown with Clear Seeded Glass lens and Statuary Bronze finish

H60 W 60 D60, Max OAH 70
Cable suspension
18-60W bulbs

Also available in 44" diameter

View all products at www.hammerton.com.

Interiors by KAM Designs, Danville, CA
Sargent Schutt Photography

© 2018 Hammerton, Inc. All rights reserved.



CH2249-L
Shown with Frosted Seeded Glass and Flat Bronze finish
H60 W60 D60, Max OAH 84
Cable suspension
18-60W bulbs

THE NESTED RING

Finding the ideal fixture for a large overhead area can be a challenge. Well worn solutions like fabric drums often lack in the unexpected, and over-sized arm chandeliers can be too fussy for transitional or contemporary interiors.

Enter the ‘Nested Ring’ floating chandelier: a sparking two-tier design that accentuates overhead spaces by cleverly drawing the eye upward. Available in both 44” and 60” diameters, it’s ideal for large residential, hospitality and commercial applications. Single tier chandeliers, flush mounts and custom sizes are also available.



CH2249-L
Shown with clear custom ribbed glass and Flat Bronze finish
H60 W60 D60, Max OAH 84
Cable suspension
18-60W bulbs
Also available in 44” diameter



CH2305-L
Shown with clear custom ribbed glass and Flat Bronze finish
H43 W60 D60, Max OAH 60
Cable suspension
12-60W bulbs



CH2249-L
See page 44.



CH2261
Shown with Dark Art Glass lens and Light Bronze finish
H13 W30 D30, Max OAH 36
Rod suspension
16-40W bulbs



CH2257
Shown with Light Art Glass lens and Light Bronze finish
H8 W36 D36, Max OAH 48
Rod suspension
4-100W bulbs



CH2248
Shown with Frosted Seeded Glass lens and Stippled Antique Iron finish
H30 W44 D44, Max OAH 60
Rod suspension
6-60W bulbs

RING & DRUM CHANDELIERS

Luxurious materials, meticulous Hammerton craftsmanship and eye-pleasing details elevate these go-to fixture styles well above the norm. You'll find dozens of ideas for drums and ring designs in this catalog. Remember that any can be modified in size, scale or materials — or we can help you create a unique look to suit your space and style.



CH2144
Shown with Fine Mesh & Light Mica diffuser and Light Bronze finish
H7 W30 D30, Max OAH 60
Rod suspension
6-75W bulbs



CH2254-S
Shown with custom white glass lens and Matte Black finish
H44 W26 D26, Max OAH 132
Rod suspension
4-60W bulbs
Also available in 60" diameter, shown at right



Modified **CH2254-L**
Shown with Dark Art Glass and Statuary Bronze finish
H13 W60 D60, Max OAH 61
Rod suspension
8-75W bulbs



Modified **CH2217**
Shown with Washi Cream lens and Flat Bronze finish



CH2217
Shown with custom lens and Flat Bronze finish
H31 W34 D34, Max OAH 56
Rod suspension
11-60W bulbs



CH2213
Shown with custom lens and Dark Bronze finish
H19 W34 D34, Max OAH 48
Rod suspension
6-60W bulbs



CL2272
Shown with Light Art Glass lens and Flat Bronze finish
H6 W24 D24, Max OAH 10
Rod suspension
4-60W bulbs



CH2132
Shown with Light Mica lens and Dark Bronze finish
H10 W30 D30, Max OAH 60
Rod suspension
4-75W bulbs



Custom chandelier **DCH-2-059-14A-A**



LA2241
Shown with Clear Seeded Glass (outer lens), Light Art Glass (inner lens) and Flat Bronze finish
H14 W18 D18, Max OAH 36
Rod suspension
1-60W bulb



CH2171
Shown with Clear Seeded Glass outer lens, Frosted Glass cylinders and Light Bronze finish
H35 W30 D30, Max OAH 65
Rod suspension
4 bulbs (shade option determines maximum wattage)



CH2294
Shown with Clear Seeded Glass outer lens, custom cylinder and Statuary Bronze finish
H16 W36 D36, Max OAH 60
Rod suspension
2-75W bulbs



Modified LA2241, shown at left



CH2299
Shown with Light Mica lens and River Rust finish
H46 W36 D36, Max OAH 60
Rod suspension
6-60W bulbs
Photo Courtesy of Martin Manley Architects
Interior Design by AP Resort Concepts



CH2171
Shown with Clear Seeded Glass lens,
Steel candle covers and Dark Nickel finish
H35 W30 D30, Max OAH 60
Rod suspension
4 bulbs (shade option determines maximum wattage)
William Waldron Photography



Modified **CH2171**, in Fine Mesh
See pages 52 and 55



CH2183
Shown with Steel candle covers and Dark Nickel finish
H24 W72 D30, Max OAH 72
Rod suspension
12-40W bulbs



LA2149
Shown with Steel candle covers and Light Bronze finish
H24 W12 D12, Max OAH 60
Rod suspension
6-40W bulbs



THE MAGIC OF MESH

The unique qualities of authentic woven mesh make it ideal for decorative lighting. Mesh emits strength and softness, volume and airiness, warmth and sophistication — all simultaneously. Substitutes like perforated or stamped metal can't compete with the surprising elegance of mesh. But it's extremely challenging to work with, which is why well-crafted mesh fixtures are hard to find.

A decade ago, Hammerton became the first U.S. lighting manufacturer to feature mesh as a structural element in decorative lighting design. Today, we incorporate various types of mesh in many interior and exterior fixtures. Browse the following pages for inspiration and view all of our mesh fixtures at hammerton.com.

CH2133
Shown with Fine Mesh lens and Dark Bronze finish
H10 W30 D30, Max OAH 60
Rod suspension
4-60W bulbs



CH2252
Shown with Fine Mesh outer lens, Light Acrylic inner lens and Stippled Antique Iron finish
H145 W30 D30, Max OAH 155
Chain Suspension
8-60W bulbs




LA2306
Shown with Fine Mesh outer lens, Onyx Acrylic inner lens and Flat Bronze finish
H19 W12 D12, Max OAH 25
Chain suspension
2-75W bulbs



LA2240
Shown with Downtown Mesh outer lens, Light Mica inner lens and River Rust finish
H36 W18 D18, Max OAH 60
Rod suspension
2-60W bulbs



LA2116
Shown with Fine Mesh outer lens, Light Mica inner lens and Stippled Antique Iron finish
H24 W12 D12, Max OAH 60
Rod suspension
2-60W bulbs



CH2297
Shown with Fine Mesh outer lens, Light Mica inner lens and Antique Iron finish
H96 W48 D48, Max OAH 120
Chain suspension
6-60W bulbs

Karl Neumann Photography



Ceiling Light: **CL2157**
Shown with Fine Mesh outer lens, Frosted Glass inner lens and Light Bronze finish
H12 W24 D24, Max OAH 16
Rod suspension
3-60W bulbs

Wall Sconce: **CS2167**
Shown with Fine Mesh & Light Mica lens and custom finish
H24 W12 D5
2-60W bulbs



CL2157
Shown with Fine Mesh outer lens, Dark Acrylic inner lens and Light Bronze finish
H12 W24 D24, Max OAH 16
Rod suspension
3-60W bulbs



CH2130
Shown with Fine Mesh outer lens, Light Mica inner lens and Light Bronze finish
H10 W24 D24, Max OAH 60
Rod suspension
1-60W bulb



CH2266
Shown with Fine Mesh outer lens, Light Mica inner lens and Flat Bronze finish
H22 W24 D24, Max OAH 48
Rod suspension
4-60W bulbs



CS2151
Shown with Fine Mesh outer lens, Light Mica inner lens and Antique Bronze finish
H14 W8 D5
2-40W bulbs



CS2173
Shown with Fine Mesh lens, Steel candle covers and Light Bronze finish
H18 W8 D5
3-40W bulbs



CS2170
Shown with Fine Mesh lens, Light Blown Glass cylinder and Light Bronze finish
H18 W8 D5
Shade option determines maximum wattage



ID2277
Shown with Stippled Antique Iron finish
H15 W6 D10
1-60W bulb



ID2073
Shown with Medium Mesh & Light Mica lens and Antique Iron finish
H36 W8 D11
1-60W bulb



ID2078
Shown with Medium Mesh & Light Blown glass lens, Hammered backplate motif and Dark Bronze finish
H18 W4 D6
Shade option determines maximum wattage



ID2074
Shown with Medium Mesh & Dark Mica lens, Hammered backplate motif and Antique Bronze finish
H24 W6 D8
Shade option determines maximum wattage



LA2302
Shown with Medium Mesh outer lens, custom inner lens and River Rust finish
H26 W22 D22, Max OAH 60
Rod suspension
2-75W bulbs



CH2203
Shown with custom lens and Flat Bronze finish
H21 W16 D16, Max OAH 28
Rod suspension
4-60W bulbs



LA2204
Shown with custom lens and Flat Bronze finish
H25 W6 D6, Max OAH 48
1-60W bulb



ID2202
Shown with custom lens and Antique Copper finish
H23 W9 D6
1-60W bulb



CUSTOM MESH DESIGNS

These Asian-inspired sentry pendants, each 16 feet in height, are representative of the hundreds of signature custom projects we produce each year. Depending upon engineering and fabrication requirements, custom orders can ship in as little as 6 to 8 weeks.

Custom chandelier **DCH-2-006-5A-D**



CH2060
Shown with Light Art Glass, Fine Mesh and Light Bronze finish
H17 W30 D30, Max OAH 40
Rod suspension
4-40W bulbs



LA2090
Shown with Light Art Glass, Fine Mesh and Light Bronze finish
H21 W12 D12, Max OAH 61
Rod suspension
4-40W bulbs



ID2096
Shown with Light Acrylic, Fine Mesh and Satin Nickel finish
H36 W8 D6
2-40W bulbs



CH2057
Shown with Dark Acrylic, Fine Mesh and Dark Nickel finish
H6 W34 D34, Max OAH 39
Rod suspension
4-75W bulbs



CH2259
Shown with Light Acrylic & Fine Mesh lens and Autumn Harvest finish
H94 W60 D60, Max OAH 110
Chain suspension
16-60W bulbs



Custom chandelier **DCH-2-042-8A-B**
Interiors by AP Resort Concepts



CH2235
Shown with Light Blown Glass cylinders and Statuary Bronze finish
H92 W94 D94, Max OAH 92
Rod suspension
24 60W bulbs



CH2062
Shown with Light Blown Glass cylinders and Light Bronze finish
H18 W48 D48, Max OAH 48
Rod suspension
8-60W bulbs



CH2250
Shown with Frosted Seeded Blown Glass cylinders and Statuary Bronze finish
H42 W72 D72, Max OAH 60
Rod suspension
18-60W bulbs



CH2064
Shown with Frosted Seeded Blown Glass cylinders and Satin Nickel finish
H28 W32 D32, Max OAH 44
Rod suspension
6-60W bulbs



PL2253-S
Shown with Clear Seeded Glass cylinders and Matte Black finish
H18 W73 D4, Max OAH 55
Rod suspension
7-60W bulbs



CH2251
Shown with Frosted Glass shades and Satin Nickel finish
H23 W66 D66, Max OAH 60
8-40W bulbs



CH2062, at left
Vance Fox Photography

CH2145
Shown with Light Mica & Fine Mesh lenses and
Light Bronze finish
H5 W30 D30, Max OAH 60
Rod suspension
8-60W bulbs



Modified **CH2142**
Shown with Frosted Glass lens, Satin Nickel finish
and custom bottom diffuser
H7 W30 D30, Max OAH 60
Rod suspension
4-100W bulbs



CH2238
Shown with Dark Mica and Fine Mesh lens
and Statuary Bronze finish
H20 W48 D42, Max OAH 60
Rod suspension
8-60W bulbs




CL2271
Shown with custom Washi Cream lens and
Flat Bronze finish
H6 W24 D24, Max OAH 10
Rod suspension
4-60W bulbs



LA2283
Shown with custom glass lens and Statuary
Bronze finish
H32 W28 D28, Max OAH 60
Rod suspension
4-60W bulbs



CH2131
Shown with Clear Seeded Glass lens and
Satin Nickel finish
H22 W22 D22, Max OAH 60
Rod suspension
4-40W bulbs



CL2182
Shown with Onyx Acrylic lens and
River Rust finish
H10 W15 D15
2-60W bulbs



LA2295
Shown with custom frosted glass lens and
Statuary Bronze finish
H32 W24 D24, Max OAH 60
Rod suspension
4-60W bulbs



OD2210
Shown with Clear Seeded Glass outer lens, Light
Art Glass inner lens and Tempered Bronze finish
H20 W8 D6
1-60W bulb
UL: Wet



PL2210
Shown with Light Glass lens and Matte Black finish
H36 W44 D8, Max OAH 90
Rod suspension
3-60W bulbs



PL2150 in Glass
Shown with custom glass outer lens, Frosted Seeded Glass inner lens and Metallic Beige Silver finish
H10 W54 D11, Max OAH 60
Rod suspension
6-75W bulbs
William Waldron Photography

THE DOUBLE BOX

It's no surprise that this linear suspension consistently ranks among our top 10 best selling fixtures year after year. The airy box-in-box design layers glass or mesh with just about any material that complements your space and style. Don't be fooled by its deceptive simplicity: the crisp, clean lines and parallel surfaces make this fixture very difficult to fabricate well.

Like all Hammerton fixtures, the Double Box can be modified in size and scale to suit unique requirements. Our designers can help you determine the optimal fixture scale and proportion for your space.

We can typically ship modified fixtures in 6-8 weeks. Depending upon design, material and fabrication, an upcharge of 20-30% will usually apply.



PL2150 in Mesh
Shown with Fine Mesh outer lens, Dart Art Glass inner lens and Satin Nickel finish
H10 W54 D11, Max OAH 60
Rod suspension
6-75W bulbs



Modified **PL2152**
Photo Courtesy of
Stuart Silk Architects




PL2152
Shown with custom lens and custom finish
H10 W54 D11, Max OAH 60
Rod suspension
6-75W bulbs



PL2159 in Glass
Shown with Clear Seeded Glass lens, Frosted Seeded Glass cylinders and Light Bronze finish
H10 W54 D11, Max OAH 60
Rod suspension
6-75W bulbs



PL2159 in Mesh
Shown with Fine Mesh lens, Light Blown Glass cylinders and Light Bronze finish
H10 W54 D11, Max OAH 60
Rod suspension
6-75W bulbs



PL2159
Shown with Clear Seeded Glass lens, Light Blown Glass cylinders and Matte Black finish
H10 W54 D11, Max OAH 60
Rod suspension
6-75W bulbs

Photo Courtesy of Morgante Wilson Architects



PL2289
Shown with Fine Mesh lens, Light Blown Glass cylinders and Flat Bronze finish
H19 W60 D18, Max OAH
Rod suspension



PL2108
Shown with custom lens and custom finish
H12 W44 D6, Max OAH 60
Rod suspension
6-60W bulbs



PL2085
Shown with Light Blown Glass cylinders and Satin Nickel finish
H14 W37 D3, Max OAH 26
Rod suspension
Shade option determines maximum wattage



PL2109
Shown with custom lens and custom finish
H10 W44 D6, Max OAH 60
Rod suspension
6-60W bulbs



PL2111
Shown with Dark Art Glass lens and custom finish
H6 W44 D7, Max OAH 60
Rod suspension
6-40W bulbs



PL2087
Shown with Light Art glass lens and Dark Bronze finish
H11 W44 D8, Max OAH 37
Rod suspension
4-75W bulbs



PL2289, at left



LA2102
Shown with Medium Mesh & Light Mica lens and Light Bronze finish
H12 W4 D4, Max OAH 36
Rod suspension
Shade option determines maximum wattage



LA2154
Shown with Dark Art Glass and Fine Mesh Lens, and Light Bronze finish
H16 W4 D4, Max OAH 60
Rod suspension
2-40W bulbs



LA2117
Shown with Light Mica lens and Dark Nickel finish
H24 W7 D7, Max OAH 60
Rod suspension
2-60W bulbs



LA2095
Shown with Light Blown Glass cylinder and Satin Nickel finish
H12 W4 D3, Max OAH 40
Rod suspension
Shade option determines maximum wattage



LA2184
Shown with Custom lens and Dark Bronze finish
H19 W8 D8, Max OAH 60
Rod suspension
2-40W bulbs



LA2116
Shown with Fine Mesh outer lens, Dark Acrylic inner lens and Satin Nickel finish
H24 W12 D12, Max OAH 60
Rod suspension
2-60W bulbs



LA2119
Shown with Light Art Glass lens and Antique Bronze finish
H23 W8 D8, Max OAH 60
20-60W bulbs



CS2165
Left: Shown with Fine Mesh and Light Mica shade, Medium Mesh motif and Light Bronze finish
Right: Shown with Onyx Acrylic shade, Light Sage motif and Light Bronze finish
H13 W6 D3
1-60W bulb



CS2163-S
Left: Shown with Fine Mesh and Dark Mica shade, and Light Bronze finish
Right: Shown with Light Art Glass shade and Matte Black finish
H24 W6 D3
1-60W bulb
Also available in 31" height

OPTIONS TO SUIT ANY STYLE

Material and finish selections can dramatically impact the overall look of a fixture. Hammerton offers a wide range of shade, finish and motif options to help you capture the perfect look for your space.

Most cover sconces offer a choice of glass, acrylic, mesh and mica shades as well as dozens of finish options. Many also incorporate textural motifs that underscore the artisan craftsmanship of the fixture. All can be modified to incorporate customer specified materials or finishes.

ADA compliant versions of most cover sconces are also available.

View all cover sconces at hammerton.com and call your Hammerton representative for more information.



CS2166
Left: Shown with Fine Mesh and Light Mica shade, Medium Mesh motif and Light Bronze finish
Right: Shown with Onyx Acrylic shade, Hammered motif and Light Bronze finish
H20 W12 D5
2-60W bulbs



CS2175
Shown with Onyx Acrylic shade and Light Bronze finish
H13 W12 D5
2-60W bulbs



CS2167
Shown with Fine Mesh and Dark Mica shade, and Light Bronze finish
H24 W12 D5
2-60W bulbs



ID2066
Shown with Light Blown Glass cylinder,
Hammered backplate and Light Bronze finish
H29 W5 D9
Shade option determines maximum wattage



ID2164
Shown with Light Blown Glass cylinder, Medium
Mesh backplate and Light Bronze finish
H22 W5 D5
Shade option determines maximum wattage



ID2068
Shown with Light Blown Glass
cylinders and Satin Nickel finish
H28 W18 D5

William Waldron Photography

MOTIF OPTIONS

Hand-hewn steel and mesh
backplates, offered with many
of our Contemporary sconces,
add textural warmth and
artisan detail. View all current
options at hammerton.com.



MO-43 No Texture



MO-46 Hammered




MO-45 Medium Mesh



MO-48 Light Sage



MO-47 Heavy Sage



MO-44 Fine Mesh



ID2155
Shown with Light Blown Glass cylinder, Heavy
Sage backplate and Light Bronze finish
H18 W5 D5
Shade option determines maximum wattage



ID2158-L
Shown with Light Blown glass cylinder, Fine
Mesh backplate and Light Bronze finish
H16 W5 D5
Shade option determines maximum wattage
Also available in 14" height



ID2156-L
Shown with Light Blown glass cylinder,
Hammered backplate and Light Bronze finish
H38 W5 D5
Shade option determines maximum wattage
Also available in 34" height, ADA compliant



ID2180
Shown with Light Blown Glass cylinder and
Light Bronze finish
H36 W5 D5
Shade option determines maximum wattage
Also available in 31" height, ADA compliant



ID2176
Shown with Light Art Glass lens and Light Bronze finish
H22 W7 D4
2-40W bulbs
ADA Compliant



CS2129
Shown with Light Mica lens and Dark Bronze finish
H17 W10 D6
2-75W bulbs



CS2305 NEW
Shown with linen diffuser and Slate Grey finish
H18 W8 D4
2-13W bulbs
ADA Compliant



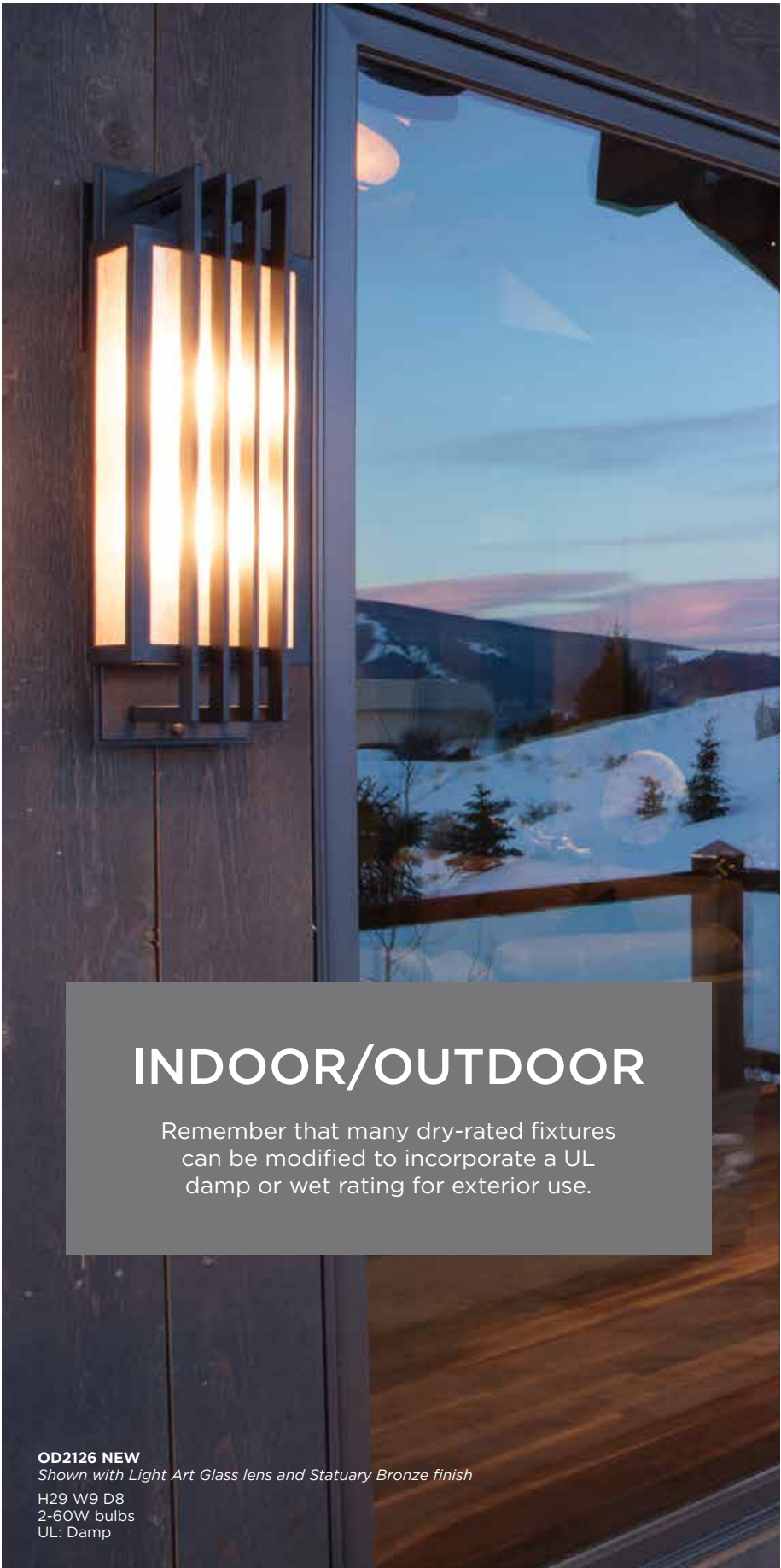
CS2276
Shown with custom glass lens and Argento Grey finish
H40 W10 D4
2-35W bulbs



ID2017
Shown with Light Art Glass lens and Dark Nickel finish
H24 W12 D7
2-60W bulbs



OD2295
Shown with Light Art Glass lens and Statuary Bronze finish
H19 W7 D4
2-40W bulbs
ADA Compliant
UL: Damp



INDOOR/OUTDOOR

Remember that many dry-rated fixtures can be modified to incorporate a UL damp or wet rating for exterior use.

OD2126 NEW
Shown with Light Art Glass lens and Statuary Bronze finish
H29 W9 D8
2-60W bulbs
UL: Damp



CS2126
Shown with Light Art Glass lens and Satin Nickel finish
H19 W6 D5
2-60W bulbs



CS2124
Shown with Satin Nickel finish
H30 W7 D8
2-75 bulbs



The Hammerton Seriph Collection

We've reinvented the artistry of old-world scrollwork in this series of inspired contemporary lighting designs. Slender contours of steel are sculpted by hand into graceful scrolls and whimsical knots that create a modern interpretation of a time-honored aesthetic. The look is clean, yet distinctive. The style is casual, yet sophisticated.

Beyond a choice of shade and finish options, you can create your own look with decorative chandelier suspension options and sconce back plate options. Or customize any Seriph product to suit your unique style. Browse these pages for inspiration and visit hammerton.com to view all products, options and specifications.



CH1006-M

Shown with custom blown glass and Metallic Beige Silver finish.

H36 W30 D30, Max OAH 66
Rod suspension
7-60W bulbs

Also available in 24", 46" and 60" diameters



CH1007
Shown with custom blown glass and custom finish.
H23 W30 D30, Max OAH 53
Rod suspension
6-60W bulbs



PL1002
Shown with a Frosted Seeded Blown Glass shade and Dark Bronze finish.
H32 W48 D3, Max OAH 60
Rod suspension
4-60W bulbs



CH1008
Shown with a custom blown glass shade and custom finish.
H42 W46 D46, Max OAH 72
Rod suspension
6-60W bulbs



Scroll
MO-41

Clef
MO-40

Twist
MO-38

ADD YOUR OWN TWIST

A choice of three Seriph chandelier suspension options lets you create your own look. Combine your preferred shade, finish and suspension to capture your unique style.



PL1001
Shown with a Frosted Seeded Blown Glass shade and Light Bronze finish.
H42 W48 D3, Max OAH 72
Rod suspension
4-60W bulbs



PL1031
Shown with a Light Blown Glass shade and Light Bronze finish.
H36 W60 D14, Max OAH 48
Rod suspension
8-60W bulbs



PL1002
Shown with a Frosted Seeded Blown Glass shade and Stippled Antique Iron finish.

H32 W48 D3, Max OAH 62
Rod suspension
4 bulbs (shade option determines maximum wattage)

Photo Courtesy of TEA2 Architects



Dome
MO-36



Standard
MO-37



Fleur
MO-35

CHOOSE THE BACKPLATE THAT SUITS YOUR STYLE

Three decorative backplate options take Seriph sconces from traditional to contemporary. See all shade and finish options on page 178 or at hammerton.com.



ID1014
Shown with a Frosted Seeded Blown Glass shade, Satin Nickel finish and standard backplate
H29 W9 D4
2-60W bulbs



ID1012
Shown with a Frosted Seeded Blown Glass shade, Stippled Pewter finish and standard backplate.
H23 W6 D4
1-60W bulb



ID1019
Shown with a Frosted Seeded Blown Glass shade, Stippled Pewter finish and standard backplate.
H21 W6 D4
1-60W bulb



ID1013
Shown with a Frosted Seeded Blown Glass shade, Satin Nickel finish and standard backplate
H19 W10 D4
2-60W bulbs



ID1011
Shown with custom blown glass shade, Tuscan Arbor finish and standard backplate.
H23 W6 D4
1-60W bulb



ID1010
Shown with custom blown glass shade, Tuscan Arbor finish and standard backplate.
H19 W6 D4
1-60W bulb



ID1017
Shown with custom blown glass shade, custom finish and standard backplate.
H24 W10 D4
2-60W bulbs



LA1025
Shown with Light Glass lens and custom mottled finish.

H40 W14 D14, Max OAH 70
Rod suspension
1-60W bulb

View more Seriph products, specifications and options online at hammerton.com.



The Hammerton Chateau Collection

The Hammerton Chateau Collection celebrates the delicate scrollwork, graceful proportions and sophisticated metalwork of old world European manor estates. With fixture designs that incorporate both classic and contemporary silhouettes, the collection intentionally suits a wide range of interior styles.

Many Chateau fixtures authentically reproduce time-honored designs with boldly scaled hand-forged construction, delicate fingertip scrolls and other artisan details. These classic designs let you bring the exquisite craftsmanship of this centuries-old tradition to your home today.

Other fixtures reinterpret their old world heritage with updated silhouettes that allow sleek, contemporary lines to showcase beautiful decorative details — hand-sculpted motifs, elegant crystal accents, intricate metal banding and more. The look is both refreshingly new and reassuringly familiar.

The Chateau collection offers a curated selection of standard options including several shade and cylinder styles, decorative banding and swag, and over two dozen finishes. Our most popular Chateau fixtures are featured here, but all can be viewed at hammerton.com.

CH9282 NEW
Shown with Frosted Seeded Glass lens and Blackened Steel finish
H36 W18 D18, Max OAH 90
Rod suspension
6-60W bulbs



CH9289 NEW
Shown with Onyx Acrylic dome and Blackened Steel finish
H21 W16 D16, Max OAH 57
Chain suspension
2-60W bulbs

ID9254
See page 109.

Vance Fox Photography



THE CLASSIC HAMMERTON DOME

Historically the dome light served as a utilitarian solution for everything from commercial warehouses to closets to cars. But Hammerton embraced the design potential of this humble fixture early on, and today it's still among our most popular styles.

Standard dome sizes include 24"- 60" diameters, but each can be customized in size, scale, materials and design.

Modified CH9066
Shown with Light Acrylic dome, Light Mica lens, mesh diffuser and Antique Copper Finish
H43 W34 D34, Max OAH 115
Chain suspension
6-75W bulbs



CH9066
Shown with Dark Acrylic dome, Light Mica Lens, mesh diffuser and Autumn Harvest Finish
H43 W34 D34, Max OAH 115
Chain suspension
6-75W bulbs



CH9109
Shown with Onyx Acrylic dome, Light Mica lens and Brushed Pewter finish
H42 W34 D34, Max OAH 114
Chain suspension
6-75W bulbs



CH9003-M
Shown with Dark Acrylic dome, Dark Mica lens and Statuary Bronze finish
H41 W34 D34, Max OAH 113
Chain suspension
6-75W bulbs
Also available in 24" diameter



CH9033-S
Shown with Dark Acrylic dome/lens and Brushed Antique Iron finish
H23 W26 D26, Max OAH 95
Chain suspension
3-75W bulbs
Also available in 37" diameter

THE APEX CHANDELIER

Originally conceived by founder Levi Wilson in the 1990's, the boldly scaled Apex is a signature Hammerton chandelier design. Combining elements of a dramatically tiered arm chandelier and a more approachable wagon wheel fixture style, the Apex exudes a warmth and elegance that's difficult to capture in a large scale chandelier.

Single, double and triple tier Apex designs range from 38"-80" in height and 36"-72" in diameter. Each can easily be styled with different shades and finishes to suit a wide range of interiors.



CH9036-S
Shown with Ivory candle covers and Dark Bronze finish
H38 W42 D42, Max OAH 110
Chain suspension
8-40W bulbs
Also available in 36", 51" and 61" diameters



CH9037-M
Shown with Ivory candle covers and Satin Nickel finish
H44 W52 D51, Max OAH 116
Chain suspension
16-40W bulbs
Also available in 61" diameter



Above: modified versions of the fixtures shown at top.



CH9112
Show with Honey candle covers and Brushed Antique Iron finish
H80 W72 D72, Max OAH 152
Chain suspension
24-40W bulbs

EXTENDING A LOOK

Many Chateau chandeliers include features that nod to other fixtures, so you can extend a look throughout your home in surprising ways that add interest to your overall design.



LA9043
Shown with Light Art Glass lens and Brushed Antique iron finish
H22 W9 D9, Max OAH 58
Chain suspension
1-100W bulb
UL: Damp



CH9040
Shown with Ivory Candle Covers, Dark Art Glass lens and Dark Bronze finish
H95 W57 D57, Max OAH 167
Chain suspension
12-40W/1-75W bulbs



CH9038
Shown with Ivory candle covers, Dark Art Glass lens and Blackened Steel finish
H72 W50 D50, Max OAH 144
Chain suspension
12-40W/1-75W bulbs



CH9290 NEW
Shown with Frosted Glass lens and Blackened Steel finish
H181 W36 D36
Chain suspension
6-60W bulbs
Vance Fox Photography

CH9243
Shown with Dark Blown Glass shades and Stippled Antique Iron finish
H60 W60 D60, Max OAH 132
Chain suspension
12 bulbs (shade option determines max wattage)



ID9250
Shown with Dark Blown Glass shade and Stippled Antique Iron finish
H19 W5 D5
1 bulb (shade option determines max wattage)



CH9242
Shown with Dark Blown Glass shades and Stippled Antique Iron finish
H28 W36 D36, Max OAH 100
Chain suspension
8 bulbs (shade option determines max wattage)



Above:
CH9244
Shown with Light Blown Glass shades and Stippled Antique Iron finish
H72 W55 D55, Max OAH 144
Chain suspension
12 bulbs (shade option determines max wattage)

Right:
CH9276
Shown with Light Blown Glass shades and River Rust finish
H38 W38 D38, Max OAH 110
Chain suspension
6 bulbs (shade option determines max wattage)





CH9240
Shown with Onyx Acrylic lens, Crystal accent and Stippled Antique Iron finish
H29 W30 D30, Max OAH 60
Rod suspension
4-60W bulbs



CS9254
Shown with Onyx Acrylic lens, Crystal accent and Stippled Antique Iron finish
H10 W8 D5
1-40W bulb



CH9238
Shown with Light Blown Glass shades, decorative banding, crystals and Light Bronze finish
H60 W42 D42, Max OAH 132
Chain suspension
9 bulbs (shade option determines max wattage)



ID9249
Shown with Light Blown Glass shade, decorative banding, crystals and Antique Bronze finish
H24 W8 D6
1 bulb (shade option determines max wattage)



ID9227
Shown with Light Blown Glass shade and Stippled Pewter finish
H25 W12 D7
1 bulb (shade option determines max wattage)



CH9223
Shown with Ivory candle covers, custom Rock Quartz swag and Tuscan Arbor finish
H61 W47 D47, Max OAH 133
Chain suspension
16 bulbs (shade options determines max wattage)



CH9144
Shown with Honey candle covers and Dark Nickel finish
H44 W51 D51, Max OAH 116
Chain suspension
8 bulbs (shade option determines max wattage)



CH9236
Shown with Honey candle covers and Antique Bronze finish
H51 W46 D46, Max OAH 123
Chain suspension
8 bulbs (shade option determines max wattage)



CH9279
Shown with Ivory candle covers and custom finish
H70 W72 W72, Max OAH 142
Chain suspension
36 bulbs (shade option determines max wattage)



CH9241
Shown with Calcite shades and Statuary Bronze finish
H52 W54 D54, Max OAH 122
Chain suspension
12 bulbs (shade option determines max wattage)



CH9263
Shown with Ivory candle covers, Crystal accent and custom finish
H65 W72 D72, Max OAH 137
Chain suspension
12 bulbs (shade option determines max wattage)



Above left:
CH9288 NEW
*Shown with Light Mica shades and
Blackened Steel finish*
H70 W51 D51, Max OAH 142
Chain suspension
8-60W bulbs

Above right:
CH9287 NEW
*Shown with Light Mica shades and
Blackened Steel finish*
H60 W75 D10, Max OAH 60
Chain suspension
3-60W bulbs

Hall sconce: See page 109

Vance Fox Photography




CH9285 NEW, at right

Vance Fox Photography

View all products at www.hammerton.com.



CH9286 NEW
Shown with Onyx Acrylic dome and
Blackened Steel finish
H24 W23 D23
4-60W bulbs



ID9254 NEW
Shown with Ivory candle covers and Blackened
Steel finish
H28 W12 D6
2-60W bulbs



CH9285 NEW
Shown with Light Mica lens and Blackened Steel finish
H11 W21 D21
4-60W bulbs



CL9064
Shown with Light Mica lens and Autumn Harvest finish
H9 W22 D22
2-60W bulbs



CL9053
Shown with Dark Mica lens and Antique Iron finish
H8 W18 D18
2-60W bulbs



CL9149
Shown with Light Mica lens and Antique Bronze finish
H8 W34 D34
6-75W bulbs



CL9275
Shown with Dark Mica lens and Stippled Pewter finish
H31 W30 D30
3-60W bulbs



CL9215
Shown with Light Mica lens and Autumn Harvest finish
H12 W29 D29
2-40W bulbs



CL9265
Shown with Onyx Acrylic lens and Stippled Antique Iron finish
H8 W20 D20
4-40W bulbs



CL9125
Shown with Dark Acrylic lens and Stippled Antique Iron finish
H11 W20 D20
2-60W bulbs



CL9258
Shown with Dark Acrylic dome/lens and Brushed Antique Iron finish
H12 W18 D18
2-60W bulbs



CH9237
Shown with Clear Seeded & Frosted Glass lens and Matte Black finish
H25 W20 D20
3-60W bulbs



Modified **CL9149**, at left



PL9201
Shown with Light Acrylic shades and Antique Bronze finish
H42 W60 D6 Max OAH 64
Rod suspension
4 bulbs (shade determines max wattage)



PL9197
Shown with Light Art Glass lens and Tuscan Arbor finish
H35 W51 D17, Max OAH 71
Chain suspension
2-75W bulbs



PL9123
Shown with Light Acrylic shades and Dark Nickel finish
H40 W72 D24, Max OAH 76
Chain suspension
4-100W bulbs



PL9271
Shown with Dark Art Glass lens and River Rust finish
H33 W40 D15, Max OAH 69
Chain suspension
8-60W bulbs



MODIFYING FIXTURE SHAPE

Remember that Hammerton fixtures can be scaled or redesigned to satisfy different size and shape requirements. For example, our popular PL9203 oval dining fixture is frequently requested in circular, square and rectangular configurations, as shown here. Visit hammerton.com or talk to your Hammerton representative to learn more.



Modified Rectangular **PL9203**
Shown with Ivory candle covers and Brushed Antique Iron finish



Modified Round **PL9203**
Shown with Ivory candle covers and Brushed Antique Iron finish

PL9203
Shown with Honey candle covers and Brushed Antique Iron finish
H24 W54 D33, Max OAH 105
Chain suspension
8-40W bulbs



LA9274
Shown with Onyx Acrylic lens and Tuscan Arbor finish
H16 W8 D8, Max OAH 32
Rod suspension
1-60W bulb



LA9259
Shown with Light Mica lens, Crystal accent and Tuscan Arbor finish
H15 W9 D9, Max OAH 30
Rod suspension
1-75W bulb



LA9052
Shown with Light Mica Lens and Antique Iron finish
H25 W10 D10, Max OAH 61
Chain suspension
1-100W bulb



LA9055
Shown with Frosted Glass lens and Brushed Antique Iron finish
H16 W9 D9, Max OAH 52
Chain suspension
1-100W bulb



LA9034
Shown with Dark Mica lens and custom finish
H18 W9 D9, Max OAH 54
Chain suspension
1-100W bulb



LA9280
Shown with custom lens and Statuary Bronze finish
H46 W25 D25
Rod suspension
2-60 W bulb



LA9044 (3 sizes)
Shown with Dark Mica lens and Antique Iron finish
Small: H17 W11 D11, Max OAH 53
Medium: H19 W13 D13, Max OAH 55
Large: H24 W15 D15, Max OAH 60
Chain suspension
1-100W bulb



CH9206
Shown with Light Mica lens and Tuscan Arbor finish
H95 W45 D45, Max OAH 141
Chain suspension
3-75W bulbs



CH9245
Shown with Light Acrylic lens and Autumn Harvest finish
H70 W34 D34, Max OAH 142
Chain suspension
5-75W bulbs



CH9188
Shown with Clear Seeded Glass lens, Honey candle cover and Antique Bronze finish
H46 W21 D21, Max OAH 118
Chain suspension
4-40W bulbs



Sconce: **OD9214** (below)
Chandelier: **CH9033** (page 95)
Both shown with Light Acrylic lens and Statuary Bronze finish



OD9255
Shown with Frosted Seeded Glass lens and Statuary Bronze finish
H28 W12 D15
1-100W bulb



OD9214
Shown with Light Acrylic lens and Statuary Bronze finish
H23 W9 D12
1-100W bulb



OD9044-L with custom backplate
Shown with Dark Acrylic lens and Brushed Antique Iron finish
H25 W15 D18
1-100W bulb



CS9127
Shown with Dark Mica lens and River Rust finish
H13 W12 D5
2-40W bulbs



CS9208
Shown with Light Mica Lens and custom finish
H15 W12 D5
2-75W bulbs



CS9146
Shown with Light Mica lens and Antique Bronze finish
H16 W10 D6
2-75W bulbs



CS9012
Shown with Dark Mica lens and Dark Bronze finish
H13 W10 D5
2-75W bulbs



CS9174
Shown with Light Mica lens and Brushed Antique Iron finish
H16 W12 D5
2-75W bulbs



CS9216
Shown with Light Mica lens and Antique Bronze finish
H16 W10 D5
2-75W bulbs



ID9048
Shown with Light Mica shade and River Rust finish
H18 W5 D7
1 bulb (shade option determines max wattage)



ID9171
Shown with Light Blown Glass shades and Antique Bronze finish
H18 W11 D5
2 bulbs (shade option determines max wattage)



ID9155
Shown with Frosted Glass shades and Dark Nickel finish
H21 W13 D8
2-40W bulbs



ID9129
Shown with Honey candle covers and Antique Bronze finish
H20 W11 D6
2-40W bulbs



ID9169
Shown with Light Mica shade and Tuscan Arbor finish
H26 W5 D7
1 bulb (shade option determines max wattage)



ID9156
Shown with Frosted Glass shade and Dark Nickel finish
H20 W5 D7
1 bulb (shade option determines max wattage)



ID9132
Shown with Light Mica lens and Satin Nickel finish
H26 W5 D7
1-60W bulb



ID9032
Shown with custom shade and Dark Nickel finish
H21 W6 D5
1 bulb (shade option determines max wattage)



ID9079
Shown with Dark Mica shade and Antique Iron finish
H17 W6 D6
1 bulb (shade determines max wattage)



ID9158
Shown with Light Mica lens and Brushed Antique Iron finish
H26 W6 D8
1-60W bulb

The Hammerton Craftsman Collection

Inspired by the bold geometry of the Arts & Crafts movement, our Craftsman collection re-interprets this classic style to remain remarkably relevant today. Spare, clean lines of hand-distressed steel metalwork beautifully capture the Arts & Crafts aesthetic in this wonderful yet simple collection of powerful pieces that will never go out of style.

Our most popular Craftsman fixtures are featured in these pages. To view the entire collection, including furniture and accessories, visit hammerton.com.

CH8096

(Single tier version of **CH8112** at right)
Shown with Light Acrylic dome and Antique Copper finish
H76 W72 D72, Max OAH 110
Rod suspension
16-100W bulbs



CH8112

Shown with Light Acrylic Dome and River Rust finish
H69 W48 D48, Max OAH 75
Rod suspension
9-60W bulbs

THE CLASSIC CRAFTSMAN DOME

One of our top selling designs, this versatile look combines a classic dome silhouette with handsome Craftsman metalwork. Chandelier and flush mount styles are available in diameters from 24" to 72" and can be easily modified to incorporate custom details.



CH8061
Shown with Onyx Acrylic lens/dome
and Brushed Antique Iron finish
H40 W34 D34, Max OAH 112
Chain suspension
6-75W bulbs

Photo Courtesy of Dennis E. Zirbel, Architect

View all products at www.hammerton.com.



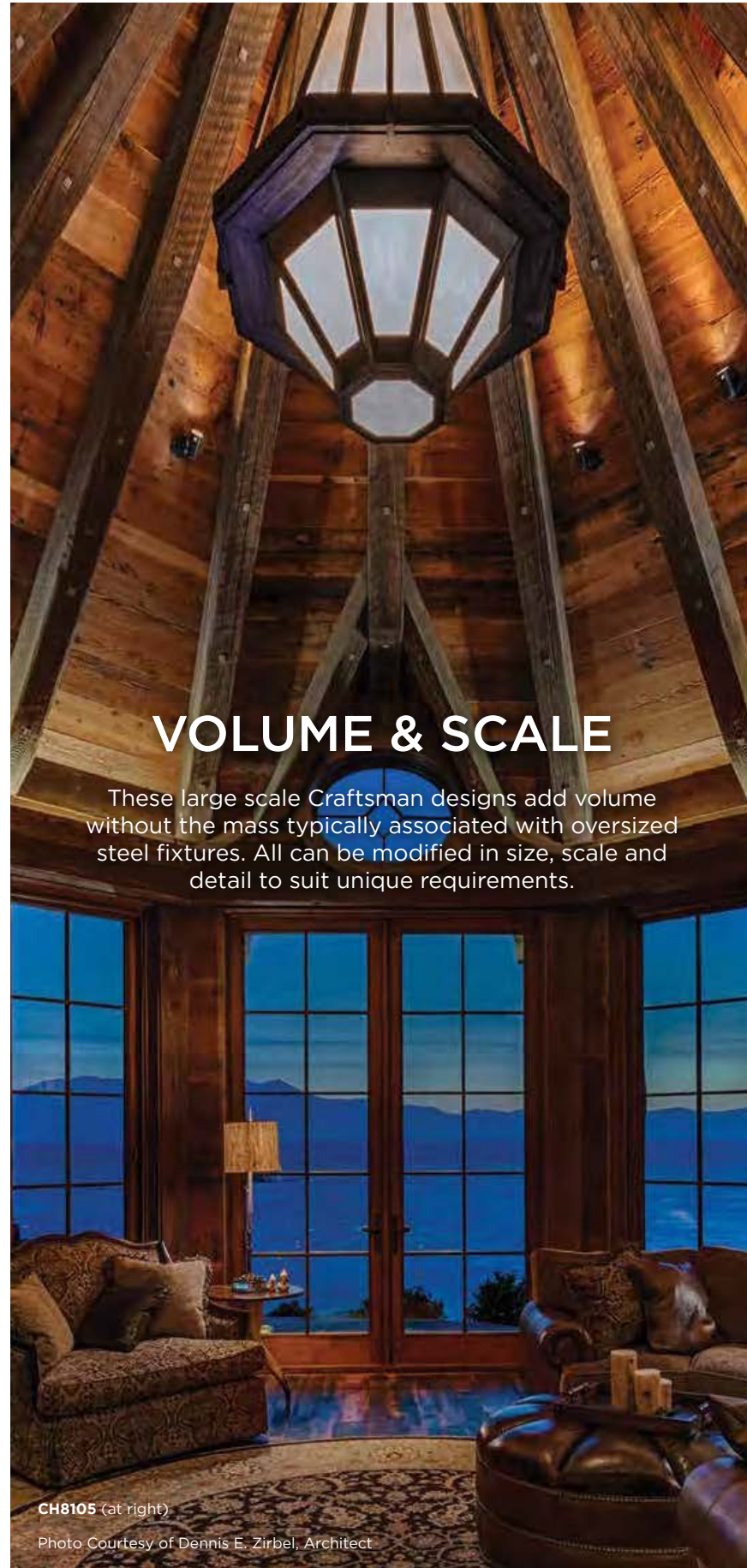
CH8088
Shown with Light Acrylic Dome and Stippled Antique Iron finish
H25 W24 D24, Max OAH 97
Chain suspension
3-60W bulbs



CH8104
Shown with Light Acrylic Dome and Brushed Antique Iron finish
H24 W27 D27, Max OAH 48
Rod suspension
4-60W bulbs



CH8113 NEW
Shown with Dark Acrylic lens and Brushed Antique Iron finish
H87 W83 D83, Max OAH 240
Rod suspension
18-60W bulbs



CH8105
Shown with Light Art Glass lens and Brushed Antique Iron finish
H78 W52 D52, Max OAH 100
Rod suspension
6-75W bulbs



CH8048
Shown with Light Acrylic lens and Stippled Antique Iron finish
H60 W59 D59, Max OAH 132
Chain suspension
6-75W bulbs




CH8098
Shown with Light Art Glass lens and Brushed Antique Iron finish
H76 W27 D27, Max OAH 90
Rod suspension
8-75W bulbs



CH8060
Shown with Dark Mica lens and Stippled Antique Iron finish
H44 W36 D36, Max OAH 116
Chain suspension
6-75W bulbs





CH8055, at right



CH8055
Shown with Light Mica lens and Brushed Antique Iron finish
H24 W24 D24, Max OAH 96
Chain suspension
2-75W bulbs



CH8114
Shown with Light Mica lens and Stippled Antique Iron finish
H38 W38 D38, Max OAH 110
Chain suspension
6-75W bulbs



CL8068
Shown with Light Mica lens and Antique Bronze finish
OAH6 W17 D17
2-60W bulbs



CL8045
Shown with Light Mica lens and Brushed Antique Iron finish
OAH7 W18 D18
2-60W bulbs



CL8063
Shown with Light Mica lens, medium wood finish & distress, and Antique Copper finish
OAH16 W30 D30
6-60W bulbs



CH8102
Shown with Light Blown Glass lens and Statuary Bronze finish
H69 W60 D60, Max OAH 96
Rod suspension
12-40W bulbs



CH8103
Shown with Light Blown Glass cylinders and Stippled Antique iron finish
H48 W42 D42, Max OAH 56
Chain suspension
12-60W bulbs



CH8273
Shown with Light Blown Glass cylinders and Stippled Antique iron finish
H48 W42 D42, Max OAH 56
Chain suspension
12-60W bulbs



CH8003-L
Shown with Light Mica lens and Autumn Harvest finish
H35 W40 D40, Max OAH 107
Chain suspension
5-75W bulbs
Also available in 31" square



CH8099
Shown with Light Art Glass lens and Stippled Antique Iron finish
H36 W36 D36, Max OAH 80
Rod suspension
4-75W bulbs



CH8073-L
Shown with Frosted Seeded Blown Glass cylinders and Stippled Antique Iron finish
H36 W50 D50, Max OAH 108
Chain suspension
12 bulbs (shade option determines max wattage)
Also available in 36" diameter



CH8094
Shown with Calcite cylinders and Stippled Antique Iron finish
H64 W56 D56, Max OAH 100
Chain suspension
12 bulbs (shade option determines max wattage)



PL8093
Shown with custom light blown glass cylinders and Stippled Antique Iron finish
H34 W72 D18, Max OAH 80
Rod suspension
12-60W bulbs (cylinders)
3-35W bulbs (downlight)



Foreground:
CH8094 (at left)
Background:
PL2268 (at left) and **LA8046** (page 137)

Vance Fox Photography



PL8030
Shown with Light Mica lens and Dark Bronze finish
OAH 60 W60 D23
Rod suspension
6-100W bulbs



PL8093
Shown with custom Washi Cream lens and Statuary Bronze finish
H38 W70 D38, Max OAH 74
Rod suspension
9-60W bulbs



PL8092
Shown with Light Art Glass shades and Brushed Antique Iron finish
H44 W51 D14, Max OAH 52
Rod suspension
3-75W bulbs



Foreground: **PL8007**
Shown with Light Art Glass lens and Stippled Antique Iron finish
OAH 60 W60 D23
Rod suspension
6-100W bulbs

Background: Modified **ID8089**
Shown with Light Art Glass lens and Stippled Antique Iron finish
H19 W9 D11
1-60W bulb

Photo Courtesy of Dennis E. Zirbel, Architect



CL8084
Shown with Light Mica lens and Statuary Bronze finish
H15 W32 D32, Max OAH 48
6-75W bulbs



CL8093
Shown with Light Art Glass lens and Dark Nickel finish
OAH16 W24 D24
6-75W bulbs



CL8115
Shown with Light Mica lens and custom finish
H30 W30 D30
8-60W bulbs



CL8064
Shown with Dark Mica lens and Stippled Antique Iron finish
OAH8 W18 D18
2-60W bulbs



ID8037
Shown with Light Mica Shades and Antique Iron finish
H16 W12 D7
2-40W bulbs



ID8075
Shown with custom cylinder and Brushed Antique Iron finish
H19 W5 D6
1-40W bulb



ID8108
Shown with Frosted Seeded Blown Glass cylinder and Dark Nickel finish
H19 W6 D7
Shade option determines max wattage



ID8044
Shown with Dark Mica shade and Antique Bronze finish
H15 W5 D7
1-40W bulb



OD8035
Shown with Light Mica lens and Brushed Antique Iron finish
H22 W13 D16
1-100W bulb
UL: Wet
Also available in 15" height



OD8036-M
Shown with Light Mica lens and custom finish
H21 W12 D14
1-100W bulb
UL: Wet
Also available in 18" height



ID8089
Shown with Light Art Glass lens and Brushed Antique Iron finish
H19 W9 D11
1-60W bulb
UL: Dry



LA8035
Shown with Dark Mica lens and Brushed Antique Iron finish
H16 W13 D13, Max OAH 52
Chain suspension
1-100W bulb
UL: Damp
Also available in 11" height



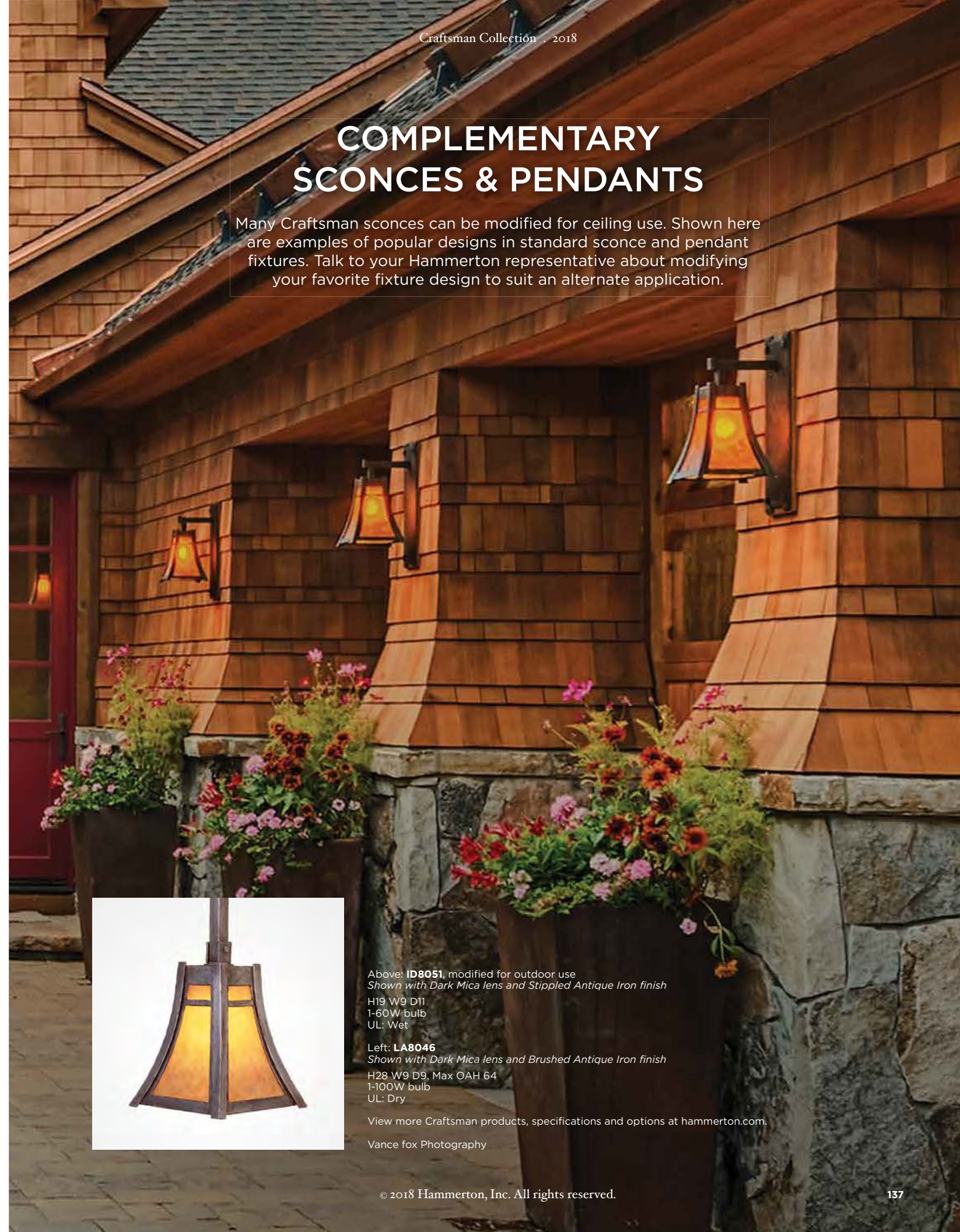
LA8036-M
Shown with Light Mica lens and custom finish
H17 W12 D12, Max OAH 53
Chain Suspension
1-100W bulb
UL: Damp
Also available in 11" height



LA8069
Shown with Dark Mica lens and Brushed Antique Iron finish
H25 W8 D8, Max OAH 61
Chain suspension
UL: Dry
1-100W bulb

COMPLEMENTARY SCONCES & PENDANTS

Many Craftsman sconces can be modified for ceiling use. Shown here are examples of popular designs in standard sconce and pendant fixtures. Talk to your Hammerton representative about modifying your favorite fixture design to suit an alternate application.



Above: **ID8051**, modified for outdoor use
Shown with Dark Mica lens and Stippled Antique Iron finish
H19 W9 D11
1-60W bulb
UL: Wet

Left: **LA8046**
Shown with Dark Mica lens and Brushed Antique Iron finish
H28 W9 D9, Max OAH 64
1-100W bulb
UL: Dry

View more Craftsman products, specifications and options at hammerton.com.

Vance fox Photography



The Hammerton Log & Timber Collection

Frontier elegance melds with the simplicity of nature in this authentic collection, creating a perfect synthesis of organic form and sculpted steel. The graceful lines, detailed motifs and natural colors bring rustic warmth to any decor. Like all Hammerton products, each Log & Timber fixture can be modified in size, scale or materials.

Our most popular designs are featured in these pages. To view the entire Log & Timber collection, including furniture and accessories, visit hammerton.com.



CH7167

Shown with Custom blown glass, Grape motif and Stippled Antique Iron finish

H104 W48 D48, Max OAH 176
Chain suspension
16-40W bulbs

ORGANIC MOTIFS

The remarkable realism of Hammerton organic motifs is unique in decorative lighting. Each is meticulously sculpted from heavy gauge steel to capture authentic character and dimension. The life-like bark texture of an aspen branch, the individual leaves of a pinecone and other exceptional details demonstrate an artist's ability to elevate craft to an art form.

Aspen, pine, oak, maple, grape, branch and vine motifs are offered as standard organic motif options, and custom motifs are available as well. Visit hammerton.com to view our entire selection of organic motif lighting, and contact your Hammerton representative if you have a custom idea in mind.

CH7142

Shown with Honey candle cover, Aspen motif and River Rust finish.


H35 W34 D34, Max OAH 106
Chain suspension
8-40W bulbs



CH7068-M

Shown with Rawhide dome, Dark Mica lens, Aspen motif and Brushed Antique Iron finish

H37 W34 D34, Max OAH 109
Chain suspension
6-75W bulbs
Also available in 60" diameter



CH7025-S

Shown with Rawhide dome, Pine motif and River Rust finish

H35 W24 D24, Max OAH 107
Chain suspension
3-75W bulbs
Also available in 33" and 42" diameters



LA7076

Shown with Light Mica lens, Pine motif and Autumn Harvest finish

H34 W10 D10, Max OAH 70
Chain suspension
1-75W bulb



ID7011

Shown with Lashed Rawhide shade, Pine motif and River Rust finish

H21 W6 D7
1-40W bulb



CL7028-M

Shown with Light Mica lens, Aspen motif and custom finish

H7 W19 D19
2-60W bulbs



CL7029-M

Shown with Dark Mica lens, Pine motif and Autumn Harvest finish

H7 W18 D18
2-60W bulbs



CH7001-L
 Shown with Honey candle covers, Pine motif, and River Rust finish
 H30 W43 D43, Max OAH 102
 Chain suspension
 6-40W bulbs
 Also available in 27" and 35" diameters



CH7109
 Shown with Honey candle covers, Pine motif and River Rust finish
 H52 W48 D48, Max OAH 124
 Chain suspension
 18-40W bulbs



Wall Sconces:
 Modified **ID9130**
 Shown with custom shades and River Rust finish

H24 W16 D7
 2-40W bulbs

Chandelier:
 Modified **CH7002-L**
 Shown with custom shades, Maple motif and River Rust finish

H30 W43 D43, Max OAH 102
 Chain suspension
 9-40W bulbs

Photo courtesy of Interiors By Randi, Moultonborough NH



LA7130 NEW
Shown with Dark Acrylic lens, Branch motif and Antique Bronze finish
H9 W8 D8, Max OAH 32
Sculpted Metal rod suspension
1-60W bulb



LA7040-L
Shown with Light Mica lens, Branch motif and River Rust finish
H14 W13 D13, Max OAH 50"
Chain suspension
1-100W bulb
Also available in 11" height



ID7094
Shown with Light Mica lens, Aspen motif and Brushed Antique Iron finish
H13 W8 D11
1-60W bulb



ID7012
Shown with Lashed Rawhide shade, Aspen motif and Brushed Antique Iron finish
H12 W6 D9
1-40W bulb



OD7040
Shown with Light Mica lens, Maple motif and custom finish
H15 W10 D13
1-100W bulb
UL: Wet



OD7171
Shown with Dark Mica lens, Pine motif and River Rust finish
H20 W13 D16
1-75W bulb
UL: Wet



OD7038-M
Shown with Light Mica lens, Vine motif and Autumn Harvest finish
H20 W12 D15
1-100W bulb
UL: Wet
Also available in 15" height



CS7017
Shown with Dark Mica lens, Aspen motif and Brushed Antique Iron finish
H13 W9 D6
2-75W bulbs




CS7016
Shown with Dark Mica lens, Pine motif and River Rust finish
H14 W16 D7
2-75W bulbs



CS7062
Shown with Lashed Rawhide lens, Maple motif and custom finish
H12 W18 D7
2-60W bulbs




CH7174 NEW
Shown with Light Mica shades, Aspen motif and Antique Iron finish
H70 W44 D44, Max OAH 108
Chain suspension
8-60W bulbs



ID7175 NEW
Shown with Light Mica shades, Aspen motif and Antique Iron finish
H70 W44 D44, Max OAH 108
Chain suspension
8-60W bulbs

CH7160
Shown with Light Mica shades, Aspen motif and Autumn Harvest finish
H192 W54 D54, Max OAH 264
Chain suspension
24-25W bulbs
Photo Courtesy of Sticks & Stones Design Group, Inc.



Top: **CH7173**
Shown with Ivory candle covers, Aspen motif and custom finish
H55 W72 D26, Max OAH 72
Rod suspension
7-60W bulbs

Inset: **CH7175 NEW**
Shown with White candle covers, Rock Crystal accent and Satin Nickel finish
H16 W60 D36, Max OAH 76
Cord suspension
7-60W bulbs



CH7161
Shown with Dark Acrylic dome, Lashed Rawhide shades, Ivory candle covers and custom finish
H55 W72 D26, Max OAH 72
Rod suspension
7-60W bulbs

ANIMAL MOTIFS IN CAST BRONZE

These remarkably life-like sculptures in elk, deer, moose and bear motifs add frontier elegance to large chandeliers. Custom versions are also available.



Bear
BR



Elk
EK



Moose
MS



Deer
DR



Modified **CH6036**
Single tier version of CH6036, 60" in diameter, shown with Lashed Rawhide shades, Deer motif and Antique Bronze finish.

ANIMAL & SPORTS MOTIFS

These whimsical motifs offer a decorative addition to shades and lenses. Animal and sport silhouettes are fabricated from multiple layers of distressed heavy gauge steel, hand-etched to capture realistic dimension and detail. Fishing, bird hunting, golf and other sports are captured with a detailed ink illustration hand drawn on rawhide shades and diffusers.



CH6030
Shown with Dark Mica lens, Bear Motif and River Rust finish
H29 W24 D24, Max OAH 101
Chain suspension
3-75W bulbs



CS6018
Shown with Dark Mica lens, right facing Moose motif and custom finish
H14 W10 D6
2-75W bulbs




CL6004
Shown with Dark Mica lens, Moose motif and Antique Iron finish
H9 W22 D22
2-60W bulbs



ID6007
Shown with Light Mica lens, Elk motif and River Rust finish
H20 W10 D14
1-60W bulb



CH6001-M
Shown with Rawhide dome, Dark Mica lens, Bear motif and Antique Bronze finish
H35 W34 D34, Max OAH 107
Chain suspension
6-75W bulbs
Also available in 25" and 43" diameters



PL4019
Shown with Dark Mica lens, Skier motif and River Rust finish
H37 W60 D22, Max OAH 73
Chain suspension
6-75W bulbs



PL4015
Shown with Lashed Rawhide lens, Fishing motif & scrimshaw illustration and Brushed Antique Iron finish
H36 W60 D22, Max OAH 72
Chain suspension
6-100W bulbs



PL7035
Shown with Lashed Rawhide shades, Branch motif and Tuscan Arbor finish
H42 W60 D17, Max OAH 78
Chain suspension
3-100W bulbs



PL5011
Shown with Lashed Rawhide shade and River Rust finish
H24 W60 D17, Max OAH 60
Chain suspension
3-100W bulbs



PL6034
Shown with Lashed Rawhide shades and Antique Iron finish
H27 W80 D22, Max OAH 63
Chain suspension
3-100W bulbs



CH5052
Shown with Antique Iron finish
H20 W38 D38, Max OAH 140
Chain suspension
15-60W bulbs

View all products at www.hammerton.com.


RAWHIDE DESIGNS

Despite its rugged frontier heritage, there's something wonderfully warm and reassuring about light glowing through lashed rawhide. Our selection of rawhide fixtures spans a range of styles from cowboy to contemporary, and custom designs are also available.

Many of our most popular rawhide lights are featured on these pages, but all can be viewed at hammerton.com.



LA5043
Shown with custom finish
H26 W15 D15, Max OAH 62
Chain suspension
1-100W bulb



PL5012 NEW
Shown with Lashed Rawhide shades and custom finish
H20 W40 D7, Max OAH 58
Chain suspension
3-9W bulbs (LED retrofit)

CUSTOM DESIGNED MOTIFS

Most Log & Timber fixtures can be modified to incorporate customer-specified motifs. From serene landscape scenes featuring your favorite wildlife to a whimsical interpretation of your favorite sport, hobby, or other passion, we can bring your unique vision to life with either a modified or completely custom design.



Custom ski-themed table lamps and a miniature gondola light provide whimsical focal points in a New Hampshire ski chalet.



A pier mount fixture featuring an antique locomotive, designed for a model train enthusiast.



A client sent us a few photographs of her pet Labrador to create this modified CH6030.



A bar light custom crafted from a 75-year old J3 Cub propeller, with rawhide shades featuring ink-drawn renderings of three different vintage aircraft.

The Hammerton Outdoor Collection

Handsome, unique and remarkably durable, Hammerton outdoor fixtures match exceptional design with the highest standard of weather resistance, for lasting beauty in any climate.

Particularly in coastal, mountain and desert regions, outdoor lighting needs to withstand the damaging effects of the elements. Tough climate factors like moisture, UV rays, corrosive ocean air and cold temperatures can cause fixtures to show visible signs of wear after even one season. How can you be sure that your fixtures will stand up to these harsh elements?

Bottom line, it's all about fabrication and finish. For maximum durability, most Hammerton outdoor fixtures can be constructed in aluminum with both a rugged marine-grade pretreatment and super durable AAMA 2604 architectural powder coats — the same quality and grade of finish that's widely used on skyscrapers. So they can stand up to even the harshest elements and look great for a long, long time.

We offer a range of outdoor designs, from European-inspired lanterns and Craftsman pendants to rustic post mounts and transitional sconces that suit any style of home. And since Hammerton fixtures are built to order, we can easily accommodate unique requirements or custom designs. While our most popular fixtures are featured here, you'll find all outdoor lighting at hammerton.com.

Vance Fox Photography

OD9279 NEW
Shown with Clear Seeded Glass and Blackened Steel finish
H29 W26 D26
1-100W bulb



OD2126 NEW
See specifications at right

Photo Courtesy of Martin Manley Architects

View all products at www.hammerton.com.



OD2126 NEW
Shown with Dark Acrylic and Statuary Bronze finish
H26 W9 D8
2-60W bulbs
UL: Damp



OD2176 NEW
Shown with custom glass and Textured Black finish
H19 W7 D4
1-35W bulb
UL: Damp
ADA Compliant



OD2124 NEW
Shown with custom lens and Argento Grey finish
H28 W10 D9
2-75W bulbs
UL: Damp



OD2294
Shown with Light Acrylic lens and Statuary Bronze finish
H13 W9 D7
1-60W bulb
UL: Damp



Contemporary **OD2210**
Shown with Clear Seeded Glass (outer lens),
Light Art Glass (inner lens) and Statuary
Bronze finish
H20 W6 D8
1-60W bulb
UL: Wet



Contemporary **OD2186**
Shown with Dark Art Glass and Argento
Grey finish
H20 W7 D8
1-60W bulb
UL: Wet



Craftsman **OD8078**
Shown with Dark Art Glass and Brushed
Antique Iron finish
H24 W12 D14
1-100W bulb
UL: Wet



Contemporary **OD2178**
Shown with Light Art Glass and Stippled
Antique Iron finish
H22 W11 D13
1-100W bulb
UL: Wet



Contemporary **OD2208**
Shown with Dark Art Glass and Stippled
Pewter finish
H20 W11 D13
1-100W bulb
UL: Wet



Chateau **OD9277**
Shown with Clear Seeded Glass and
Textured Black finish
H24 W13 D15
UL: Wet




Craftsman **OD8034-M**
Shown with Clear Seeded Glass and River Rust finish
H21 W12 D14
1-100W bulb
UL: Wet



Chateau **OD9284 NEW**
Shown with Dark Mica lens and
Brushed Antique Iron finish
H20 W9 D11
1-75 W bulb
UL: Damp



Chateau **OD9214**
Shown with Dark Acrylic and Statuary
Bronze finish
H23 W9 D12
1-100W bulb
UL: Damp



Chateau **OD9151**
Shown with Light Mica and Tuscan Arbor finish
H25 W12 D15
1-100W bulb
UL: Damp

OUTDOOR PENDANT & POST MOUNT OPTIONS

Need a sconce design
modified for a post mount,
pier mount or pendant?
No problem.

Most outdoor fixtures can
be built to suit other
functions. Alternatively,
many pendants and sconces
from other Hammerton
collections can adapted
to outdoor applications with
a UL certification for damp
or wet rated use. Visit
hammerton.com or
call your Hammerton
representative to learn more.



Craftsman **LA8079**
Shown with Onyx Acrylic lens and Statuary
Bronze finish
H17 W8 D8
1-100W bulb



Craftsman **OD8079**
Shown with Onyx Acrylic lens and Statuary
Bronze finish
H20 W8 D10
1-100W bulb
UL: Damp



Contemporary **OD2209**
Shown with Light Acrylic lens and Stippled
Antique Iron finish
H22 W11 D15
1-100W bulb
UL: Wet



Contemporary **OD2294 NEW**
Shown with Light Mica lens and Stippled
Antique Iron finish
H22 W18 D18
4-60W bulbs
UL: Wet



Craftsman **OD8016-L**
Shown with Dark Mica lens and Brushed Antique Iron finish
H19 W13 D16
1-100W bulb
UL: Wet
Also available in 10" width



Craftsman **OD8110**
Shown with Dark Acrylic lens and Argento Grey finish
H17 W13 D15
1-100W bulb
UL: Wet



Log & Timber **OD7039-L**
Shown with Light Mica lens, Oak motif and Antique Bronze finish
H16 W13 D16
1-100W bulb
UL: Wet
Also available in 12" height



Log & Timber **OD7040-M**
Shown with Light Mica lens, Maple motif and River Rust finish
H15 W10 D13
1-100W bulb
UL: Wet
Also available in 17" height



Log & Timber **LA7040-L**
Shown with Light Mica lens, Branch motif and Antique Bronze finish
H14 W13 D13
1-100W bulb
UL: Damp
Also available in 10" square



Log & Timber **ID6008-M**
Shown with Light Acrylic lens, right facing Elk motif and Autumn Harvest finish
H15 W10 D14
1-100W bulb
UL: Wet
Also available in 19" height



Top: **OD7171**
Shown with Dark Mica Lens, Pine motif and River Rust finish
H20 W13 D16
1-75 W bulb
UL: Wet

Left: **OD6034**
Shown with Dark Mica Lens, Pine motif and River Rust finish
H21 W28 D16
1-75 W bulb
UL: Wet

Most outdoor sconces can be modified for post mount, pier mount, or pendant use.





Above: Chateau **OD9050**
Shown with Dark Mica lens and Stippled Antique Iron finish
H20 W12 D14
1-100W bulb
UL: Wet

Left: **OD9285 NEW**
Shown with Dark Mica lens and Stippled Antique Iron finish
H12 W12 D12
1-75W bulb
UL: Wet

Most outdoor sconces can be modified for post mount, pier mount, or pendant applications.

View all products at www.hammerton.com.



Chateau **OD9001-L**
Shown with Light Mica lens and
Antique Iron finish
H22 W17 D15
1-100W bulb
UL: Wet
Also available in 17" and 20" heights



Craftsman **OD8033**
Shown with Dark Mica lens and custom finish
H15 W8 D10
1-100W bulb
UL: Wet



Log & Timber **OD7038-M**
Shown with Dark Mica lens, Maple motif and
Antique Bronze finish
H20 W12 D15
1-100W bulb
UL: Wet
Also available in 15" height



Craftsman **OD8035-L**
Shown with Light Mica lens and Brushed
Antique Iron finish
H22 W13 D16
1-100W bulb
UL: Wet
Also available in 15" height



Log & Timber **OD7037-L**
Shown with Dark Mica lens, Pine motif and
River Rust finish
H20 W12 D14
1-100W bulb
UL: Wet
Also available in 12" and 17" heights



Log & Timber **OD7170**
Matching post mount to **OD7038**
Shown with Light Mica lens, Branch motif and
Autumn Harvest finish
H15 W10 D10
1-75W bulb
UL: Wet

ONE STYLE, MANY SOLUTIONS

Your favorite design can be modified to suit just about any outdoor application. Scale up a fixture to take center stage above a front door. Group several pendants under a single canopy for an outdoor dining chandelier. Adapt an arm sconce to a cover sconce, post or pier mount, or pendant.

Shown here are a few adaptations of our popular Gatehouse pendant LA9044. Visit hammerton.com or contact your Hammerton representative to learn more.



Above: Chateau **OD9044-L**
Shown with Dark Mica lens and
Brushed Antique Iron finish
H25 W15 D18
1-100W bulb
UL: Wet
Also available in 19" and 22" heights

Right: Chateau **OD9261**
Shown with Dark Mica lens and
Brushed Antique Iron finish
H21 W16 D10
2-60W bulbs
UL: Wet





Chateau **OD9119**
Shown with Dark Mica lens and Brushed
Antique Iron finish
H22 W6 D11
1-100W bulb
UL: Wet



Chateau **OD9051**
Shown with Dark Mica lens and custom finish
H15 W8 D10
1-100W bulb
UL: Wet



Chateau **OD9101-L**
Shown with Light Acrylic lens and Brushed Antique Iron finish
H36 W15 D19
1-100W bulb
UL: Wet
Also available in 33" height



Chateau **OD9283 NEW**
Shown with Clear Seeded Glass lens and
Seaside Silver finish
H22 W11 D16
3-60W bulbs
UL: Wet



Chateau **OD9282 NEW**
Shown with Clear Seeded Glass lens and
Statuary Bronze finish
H38 W8 D13
1-60W bulb
UL: Damp



Chateau **OD9281 NEW**
Shown with Clear Seeded Glass lens and
Blackened Steel finish
H33 W9 D9
1-75W bulb



Chateau **LA9283 NEW**
Shown with Clear Seeded Glass lens and
Seaside Silver finish
H33 W24 D24, Max OAH 36
Chain suspension
4-60W bulbs
UL: Damp



Chateau **OD9097-L**
Shown with Light Mica lens and Antique
Iron finish
H43 W10 D17
1-100W bulb
UL: Wet
Also available in 38" height

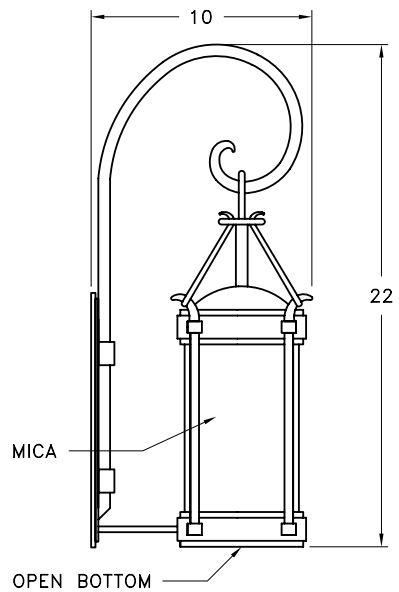


Chateau **CH9282 NEW**
Shown with Clear Seeded Glass lens and
Blackened Steel finish
H36 W18 D18
Rod suspension
6-60W bulbs

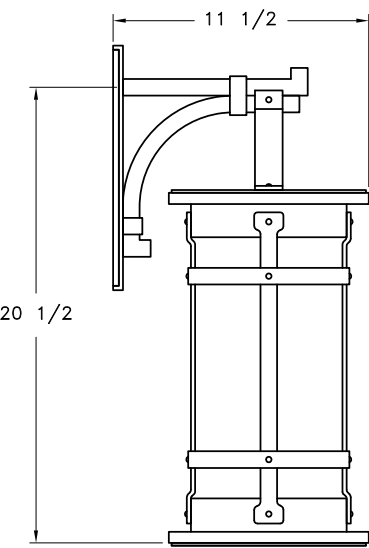
CUSTOMIZED LIGHTING FOR OUTDOOR LIVING SPACES

Let Hammerton help you create the ideal lighting solution for your outdoor living environment. You can incorporate your favorite sconce or pendant into a custom chandelier design that's UL certified and perfectly scaled to fit any outdoor space, or we can help you bring your own vision to life.

Most custom outdoor lights can be fabricated and finished to withstand coastal, tropical, mountain and desert climates. Visit hammerton.com or call your Hammerton representative to learn more.



OD9119



OD9214



Custom DCH-8-008-15A-B



CH9291 NEW
Shown with Light Mica lens and River Rust finish
H74 W72 D72, Max OAH 74
12-75W bulbs
UL: Damp



CH9284 NEW
Shown with Clear Seeded Glass Cylinders and custom finish
H40 W60 D60, Max OAH 76
Chain suspension
8-60W bulbs
UL: Damp

The chandelier above was initially inspired by the twisted flare metalwork detail of this ID9048 sconce, on page 118. Cylinders are used on the CH9284 above to accommodate a damp UL rating.





CH2266 (See page 61)

Modified in scale and UL certified for damp-rated exterior use

INDOOR/OUTDOOR

Most dry-rated Hammerton lights can be UL certified for exterior use with a damp or wet rating, but there is also the important issue of climate to consider. Particularly in coastal, tropical and desert environments, fixtures must be able to withstand the damaging effects of UV, humidity and salt spray corrosion.

Fortunately, that's no problem for us. Most Hammerton fixture can be built in aluminum — a naturally corrosion-resistant material that's vastly superior to steel for outdoor applications. And any fixture can be marine grade pre-treated and finished with AAMA 2604 certified powders to further maximize UV and corrosion resistance.

Be sure to discuss these considerations with your Hammerton representative so your lights can be optimized for their intended use and look beautiful for a long time.


CH2130 (See page 61)
Modified in scale and UL certified for damp-rated exterior use

INDUSTRY-LEADING FINISHES


Hammerton has pioneered an innovative finish process that combines the rich color, depth and character of traditional wet paints with the rugged durability and environmental compliance of powder coats. So you don't have to compromise aesthetics for longevity or weather resistance, even in the harshest climates. Our finishes are also VOC-free and can contribute toward LEED credits. Many are hand-applied and require multiple coats.

METALLIC FINISHES


A popular choice for contemporary and transitional fixtures, Hammerton metallic finishes combine lustrous color and beauty with the highest standard of durability. They are also environmentally compliant and can contribute toward LEED credits.




Gilded Brass




Flat Bronze




Statuary Bronze




Tempered Bronze




Smoked Bronze




Metallic Beige Silver




Seaside Silver




Textured Black



Matte Black




Argento Grey




Slate Grey

MOTTLED FINISHES


Hammerton mottled finishes offer the depth, richness and character of traditional wet coat paints, but are much more durable and environmentally friendly. They're ideal for more traditional, rustic and organic fixtures.




River Rust




Antique Bronze




Antique Copper




Autumn Harvest




Tuscan Arbor




Brushed Antique Iron*




Stippled Antique Iron



Brushed Pewter*




Stippled Pewter




Blackened Steel

TRANSLUCENT FINISHES


For interior fixtures, we offer premium patina finishes that require extensive hand polishing and special finish coats. The translucency of these beautiful patinas highlights the artisan-crafted beauty of the underlying steel.




Heritage Brass*




Dark Bronze*




Light Bronze*




Oil Rubbed Bronze*



Dark Nickel*



Satin Nickel*




Gunmetal*


OUTDOOR FINISHES

Hammerton offers two types of outdoor finishes. Our AAMA (American Architectural Manufacturers Association) 2604-rated finishes are among the most durable & weather resistant finishes available, and can carry a lifetime warranty to the original purchaser. Our mottled finishes combine the character and richness of wet coat paints with excellent durability, and can carry a 5-year warranty.


All Hammerton outdoor finishes are environmentally compliant and can contribute toward LEED credits.




Antique Bronze




Antique Copper




Autumn Harvest




Tuscan Arbor




Brushed Antique Iron*




Stippled Antique Iron




River Rust




Smoked Bronze




Tempered Bronze




Statuary Bronze




Argento Grey




Slate Grey




Brushed Pewter*



Stippled Pewter



Textured Black















Blackened Steel

*Because these finishes require special fabrication and finish processes, an upcharge will apply.









LENS MATERIALS

Lenses and cylinders create a distinctive mood through the diffusion of light. Hammerton offers lenses in a selection of glass, mica, acrylic, mesh and parchment materials, and cylinders in a variety of colors. Visit us online to see the latest selections.

Please note that lens, cylinder and shade colors are complementary but not identical.

			
Light Mica	Dark Mica	Light Art Glass	Dark Art Glass
			
Frosted Seeded Glass	Clear Seeded Glass	Onyx Acrylic	Light Acrylic
			
Dark Acrylic	Fine Mesh	Medium Mesh	Washi Cream

CYLINDER COLORS

			
Light Blown Glass	Dark Blown Glass	Clear Seeded Glass	Frosted Seeded Glass
			
Onyx Acrylic	Light Acrylic	Dark Acrylic	Calcite


CYLINDER TYPES

			
SH-A05 H11 W4.75	SH-A10 H8 W4.75	SH-A15 H9.25 W3.75	SH-A20 H11 W4.5
			
SH-A25 H8 W4.5	SH-A30 H9 W3.75	SH-A35 H10 W3.25	SH-A40 H7 W3.25
			
SH-A45 H10 W3.25	SH-A50 H8.75 W2.5	SH-A55 H8.75 W2.5	SH-A60 H8.75 W2.5
			
SH-A65 H8.75 W2.5	SH-A70 H9 W3.75	SH-A75 H9 W3.75	SH-B05 H10.75 W3.5


SHADE TYPES

Shades enhance the style of a fixture and soften the luminosity of the emitted light. Each fixture offers a choice of complementary shades from the selection shown here.


Remember that Hammerton shades are intended to be complementary with our lens and cylinder colors, but they are not identical.




SH-B10
H10 W3.5




SH-B15
H9 W2.75




SH-B20
H10.75 W3.75




SH-B25
H10.75 W3.75




SH-B30
H10.75 W3.75




SH-G10-02
H7 W6 D3




SH-G10-10
H7 W6 D3




SH-G10-15
H7 W6 D3




SH-G15-02
H7 W12 D5.5




SH-G15-10
H7 W12 D5.5




SH-G15-15
H7 W12 D5.5




FOO




F15
H13 W4.75



F20
H7.25 W2



F05
H13 W4.75



SH-C05
H5 W5

SHADE TYPES



SH-D10
H4.25 W4.5



SH-D20
H4 W4.25



SH-E05
H5 W6



SH-E10
H5 W6



SH-E15
H6 W8



SH-E20
H6 W8



SH-E25
H9 W10



SH-E35
H11 W15



SH-E40
H9 W22



SH-E50
H10 W17



SH-E55
H13 W22

DIFFUSERS

Bottom diffusers are not included unless specified, but can be added to most fixtures for an additional cost. Please specify the diffuser material type when ordering.

HAMMERTON™

217 Wright Brothers Drive
Salt Lake City, Utah 84116

801.973.8095
www.hammerton.com



Cover:

Odeon Chandelier
CHA2176-M

*Shown with Clear Rimelight outer glass, Clear
Granite inner glass and Heritage Brass finish*

H6 W48 D48, Max OAH 72
Cable suspension
Integrated LED