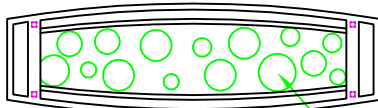


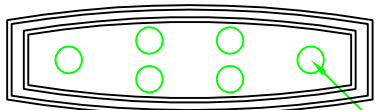
Location:

Product #: PL2289



TOP VIEW  
(NOT TO SCALE)

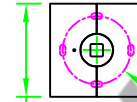
GLASS CYLINDER  
DIAMETERS / QTY:  
5" - QTY 3  
4" - QTY 3  
3" - QTY 5  
2 1/4" - QTY 4  
HEIGHTS VARY



BOTTOM VIEW  
(NOT TO SCALE)

UP LIGHTS  
15-60 WATT CANDELABRA BASE  
ON SINGLE CIRCUIT

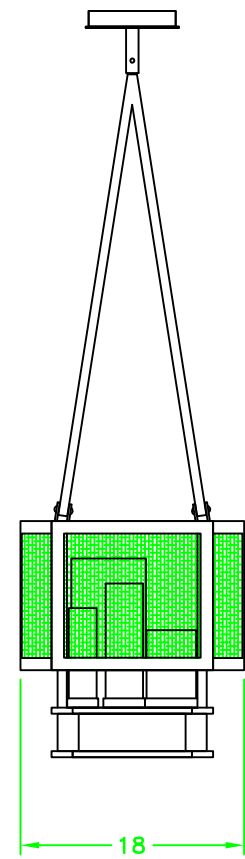
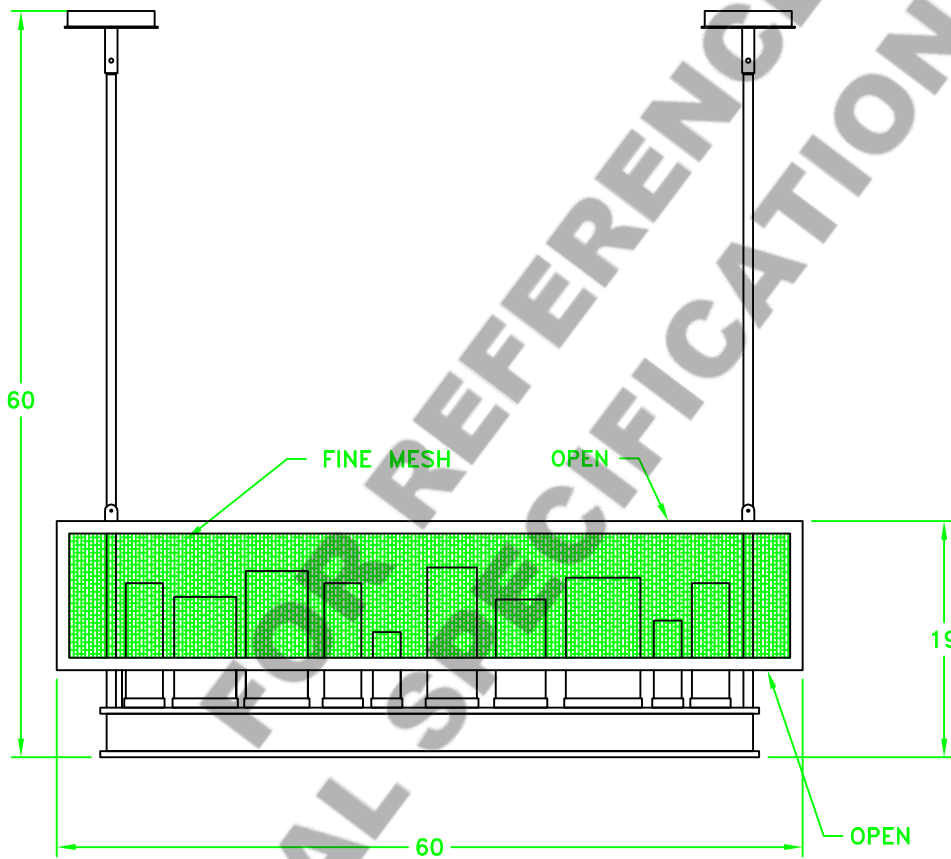
DOWN LIGHTS  
6-60 WATT MR-16  
ON SEPARATE CIRCUIT



ø5 1/2  
BOLT CIRCLE

7 1/2

CANOPY  
(QTY:2)



Visit [hammerton.com](http://hammerton.com) for product options and specifications.

Mounting Style: A	Electrical Type: INCANDESCENT	<p>Mounting Detail</p> <p>UL APPROVED J-BOX</p> <p>BUILDING STRUCTURE</p>
Approximate lbs.: 290	Bulb Qty: SEE Wattage: NOTE	
Finish: SEE WEB SITE FOR OPTIONS	Voltage: 120	
Top Diffuser: N/A	Socket Type: SEE NOTES	
Bottom Diffuser: N/A	UL Location: DRY	

All fixtures created by Hammerton are handcrafted by artisans. Dimensions may vary up to 7/8".

©Copyright 2013. All rights in design, detail or invention of this drawing are reserved as the property of Hammerton. Any imitation or adaptation without written consent is strictly prohibited.

Hammerton Inc. · 217 Wright Brothers Dr. · Salt Lake City, UT 84116 · (801) 973-8095

**CAUTION**  
HARDWARE PACKET "A"  
MOUNTS DIRECTLY TO  
BUILDING STRUCTURE.