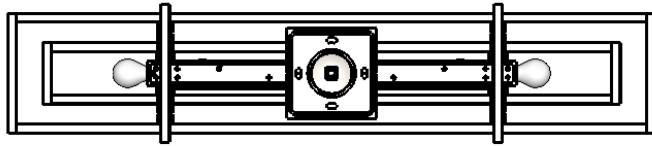
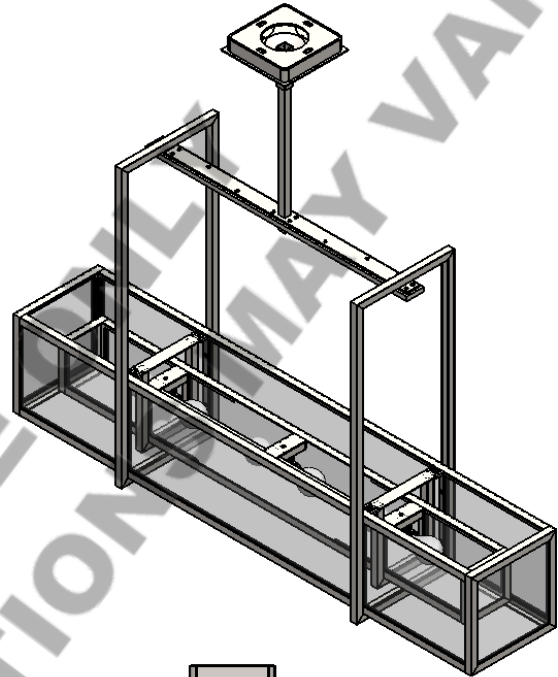


Location:

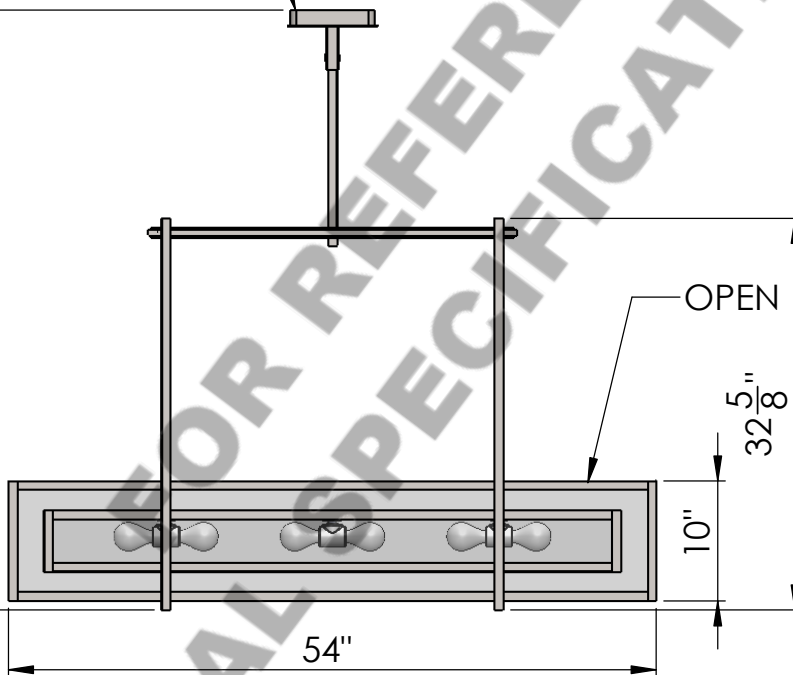
Product #: PL2150



HANG STRAIGHT  
CANOPY



VARIES 39" MIN

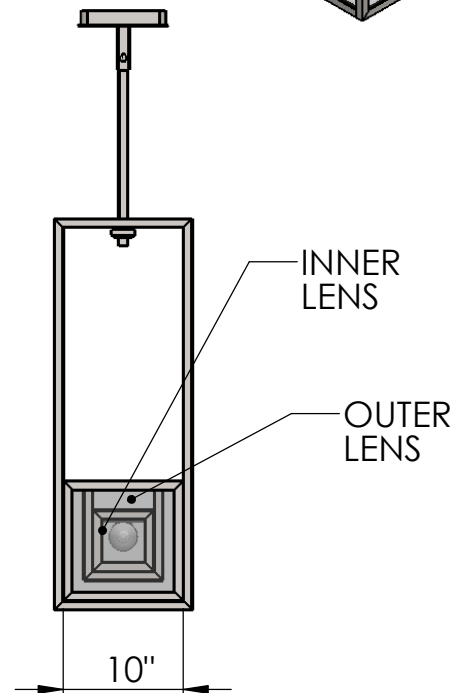


OPEN

32 5/8"

10"

54"



INNER  
LENS

OUTER  
LENS

10"

Visit [hammerton.com](http://hammerton.com) for product options and specifications.

Mounting Style:A

Electrical Type: INCANDESCENT

Approximate lbs.: 110

Bulb Qty: 6 Wattage: 75

Finish: SEE WEB SITE FOR OPTIONS

Voltage:120

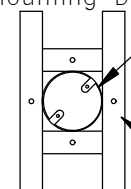
Top Diffuser: OPEN

Socket Type:MEDIUM

Bottom Diffuser: SAME AS INNER LENS

UL Location: DRY

Mounting Detail



UL APPROVED  
J-BOX

BUILDING  
STRUCTURE

CAUTION

HARDWARE PACKET "A"  
MOUNTS DIRECTLY TO BUILDING  
STRUCTURE.

All fixtures created by Hammerton are handcrafted by artisans. Dimensions may vary up to 1/2".  
©Copyright 2013. All rights in design, detail or invention of this drawing are reserved as the property of Hammerton. Any imitation or adaptation without written consent is strictly prohibited.

Hammerton Inc., 217 Wright Brothers Dr., Salt Lake City, UT 84116 (801) 973-8095